

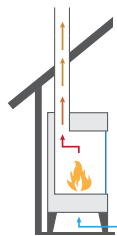
# SINATRA 1600 RIGHT CORNER

## LINEAR FIRE INDOOR GAS FIREPLACE

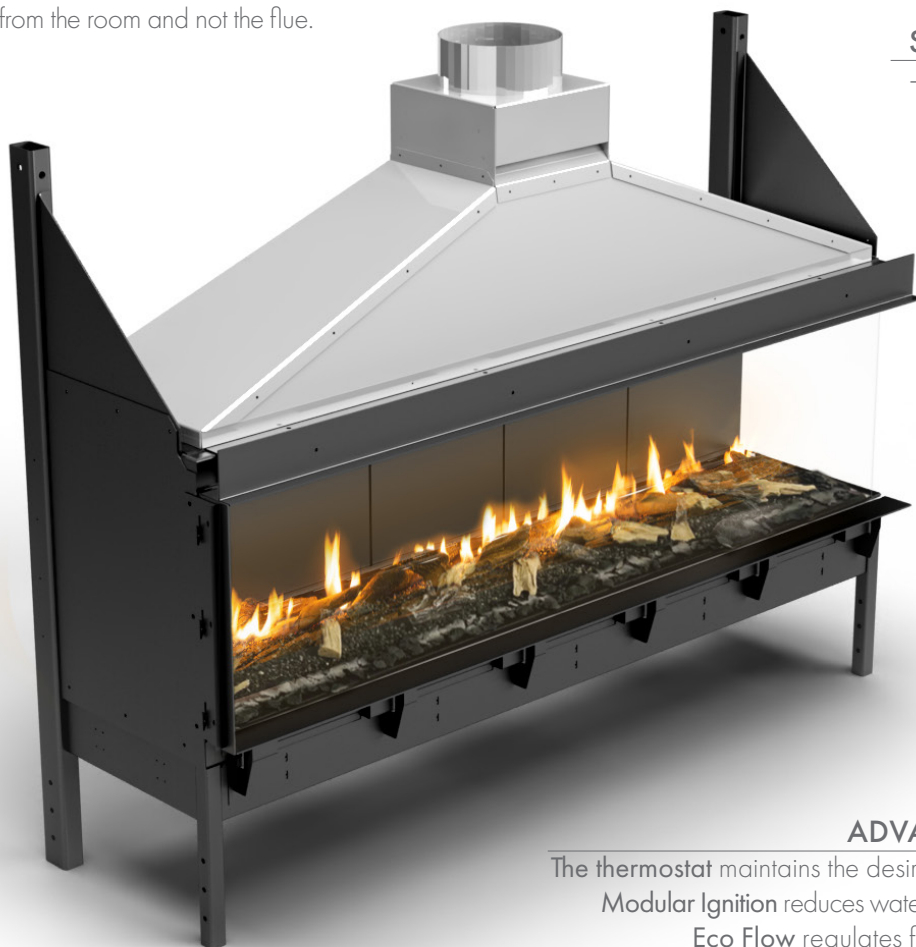
### *Conventional Flue System*

#### CONVENTIONAL FLUE SYSTEM

Sinatra is an open combustion gas fireplace (NG or LPG) with a conventional flue system that utilizes the natural circulation of heated air to extract the combustion byproducts through the chimney. The air for the combustion is supplied from the room and not the flue.



CONVENTIONAL  
FLUE SYSTEM



#### ENCLOSED BEHIND GLASS

Sinatra is enclosed with ceramic glass. Optionally you can choose panels with antireflective coating that reduces reflections and makes the flame look even more vibrant.

#### SAFETY FEATURES

- Flame detecting sensor
- Draft interrupter
- Child lock

#### ADVANCED FEATURES

The thermostat maintains the desired room temperature.

Modular Ignition reduces water vapour condensation.

Eco Flow regulates flame height over time.

#### DECORATIVE ACCESSORIES

Adjust every detail of your fireplace to fit it perfectly into any interior. You can choose from optional decorative accessories – ceramic logs, white pebbles, black diamond stones and black glass gravel.



#### CONVENIENT REMOTE CONTROL

Sinatra offers convenient control options: the included handheld remote, an optional Smart Home System controller or a mobile app on your smartphone.

# Sinatra 1600 Right Corner

(Conventional Flue Gas Fireplace)

Fuel type	Natural Gas or LPG
Flue	Ø 200 mm conventional flue
Fresh air intake	Ø 150 mm intake
Nominal heat input	NG max. 14.3 kW LPG max. 14.8 kW
Gas consumption	NG max. 1.6 m3/h LPG max. 1.1 kg/h
Flame height regulation	15 levels
Materials	steel, ceramic glass
Power supply	230V / remote control: 2x AA batteries
Weight	160.0 kg
Application	for indoor use only

CONTROL OPTIONS

Ways to control the fireplace remotely.



included



optional



compatible

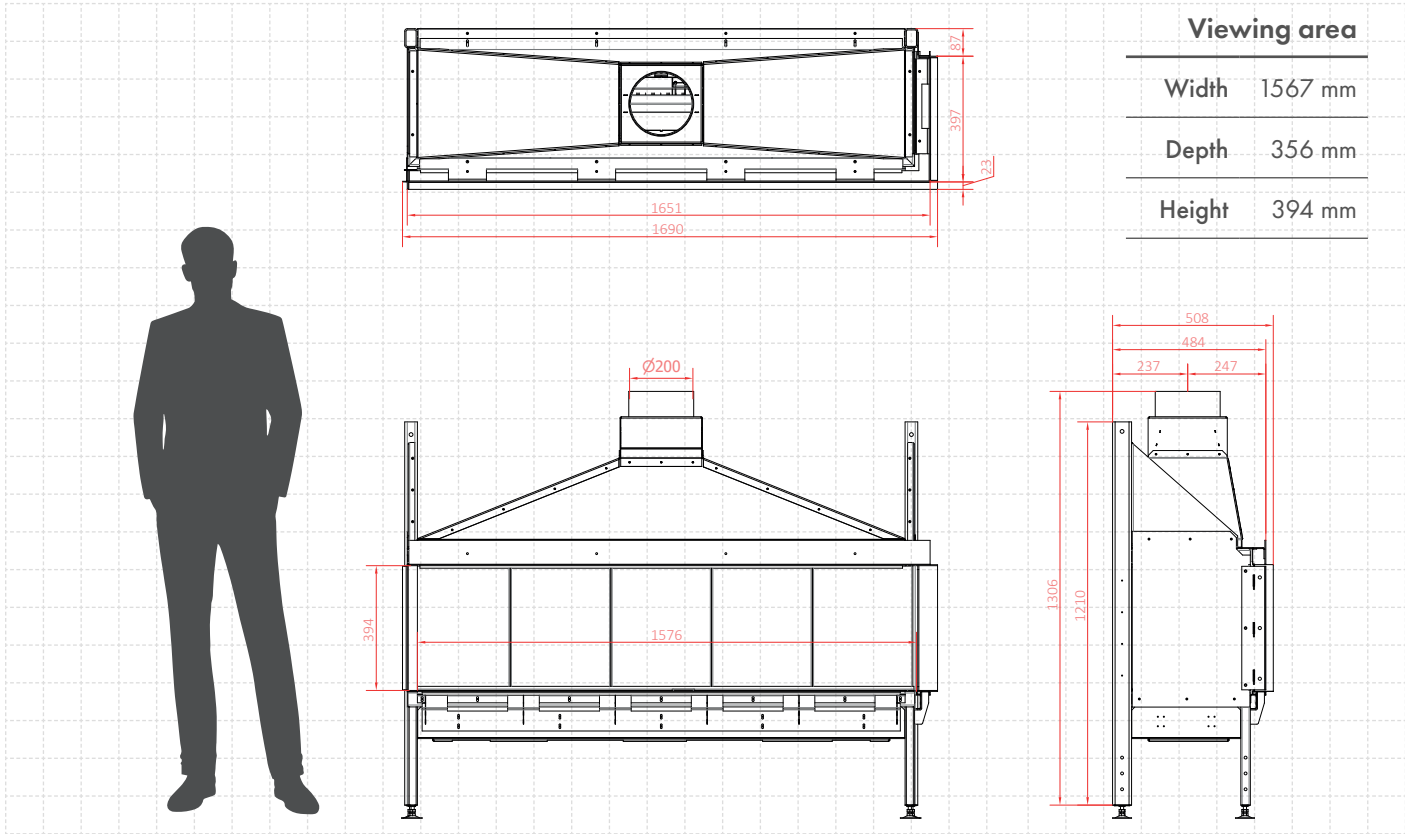
‘PLANIKA CONTROL’ APP

Control the fire with your smartphone.



CUSTOM LENGTH ON REQUEST

Create your dream fireplace that fits your interior.



All product specifications and data are subject to change without notice and are believed to be accurate as of the date hereof. Planika Sp. z o.o., its affiliates, agents, and employees, and all persons acting on its or their behalf (collectively, "Planika Sp. z o.o."), disclaim any and all liability for any errors, inaccuracies or incompleteness contained in any document or in any other disclosure relating to any product. To the maximum extent permitted by applicable law, Planika Sp. z o.o. disclaims any and all liability arising out of the application or use of any product. No license, express or implied, by estoppel or otherwise, to any intellectual property rights is granted by this document or by any conduct of Planika Sp. z o.o.. Customers using or selling Planika Sp. z o.o.'s products not expressly indicated for use in such applications do so entirely at their own risk and agree to fully indemnify Planika Sp. z o.o. for any damages arising or resulting from such use or sale. The provided fuel consumption is based on laboratory testing. The actual consumption of individual devices may vary. The images are indicative only.