

planika

ETHANOL FIREPLACES  
PREMIUM COLLECTION

PLANIKA 2026

VALID FROM APRIL 2026

PLN PRICELIST



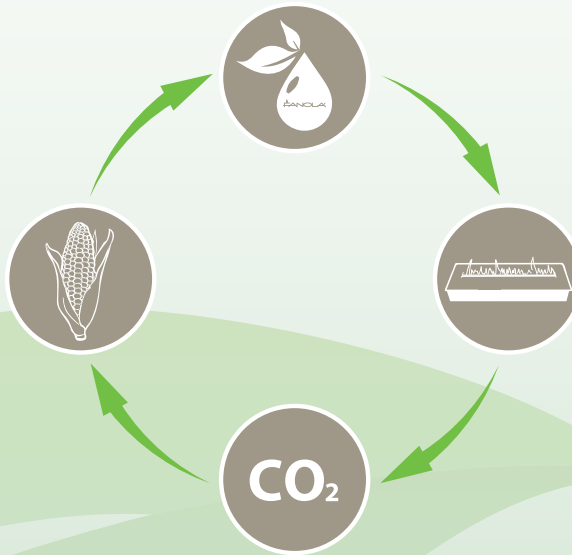
# planika

Our contribution to achieve CO<sub>2</sub> neutrality.

Our mission is to give you modern fireplaces that are safe, convenient and eco-friendly. Over the years we have developed the innovative BEV Technology<sup>®</sup> that allowed us to create an exceptionally clean and fully automated burning process of ethanol vapours. It produces lower carbon emissions and is safe for the environment. Discover ecological fireplaces of the future.


Ethanol is an organic distillate made from plants.  
It is known to produce lower CO<sub>2</sub> emissions.

100% of the emissions are compensated by plants absorbing CO<sub>2</sub>.



The netzero technology changes liquid ethanol into gas. The flame has full access to oxygen.

The clean burning of ethanol vapour emits significantly less CO<sub>2</sub> than regular fireplaces.  
No ash, soot or smoke are produced.










# FLA4 BURNER

AUTOMATIC ETHANOL BURNER WITH BEV TECHNOLOGY®

planika

- remote control included
- touch display
- automatic refill system
- BEV Technology®
- mobile app control
- SHS compatible
- 6 stage flame height
- CO<sub>2</sub> sensor

MODEL	DIMENSIONS	EFFICIENCY	PRICE
FLA4 590 Burner 	W: 590 mm / 23.2" H: 220 mm / 8.7" D: 280 mm / 11.0"	Burn time: max. 5 hrs Capacity: 3.1 L Heat: max. 3.1 kW Room size: min. 31 m <sup>3</sup>	19 195 PLN
FLA4 790 Burner 	W: 790 mm / 31.1" H: 220 mm / 8.7" D: 280 mm / 11.0"	Burn time: max. 8 hrs Capacity: 4.3 L Heat: max. 4.4 kW Room size: min. 44 m <sup>3</sup>	23 795 PLN
FLA4 990 Burner 	W: 990 mm / 39.0" H: 220 mm / 8.7" D: 280 mm / 11.0"	Burn time: max. 8 hrs Capacity: 5.5 L Heat: max. 7.0 kW Room size: min. 70 m <sup>3</sup>	30 475 PLN
FLA4 1190 Burner 	W: 1190 mm / 46.9" H: 220 mm / 8.7" D: 280 mm / 11.0"	Burn time: max. 9 hrs Capacity: 6.8 L Heat: max. 9.4 kW Room size: min. 94 m <sup>3</sup>	36 790 PLN
FLA4 1490 Burner 	W: 1490 mm / 58.7" H: 220 mm / 8.7" D: 280 mm / 11.0"	Burn time: max. 9 hrs Capacity: 8.6 L Heat: max. 13.0 kW Room size: min. 130 m <sup>3</sup>	45 410 PLN
FLA4 1990 Burner 	W: 1990 mm / 78.3" H: 220 mm / 8.7" D: 280 mm / 11.0"	Burn time: max. 10 hrs Capacity: 11.7 L Heat: max. 18.0 kW Room size: min. 180 m <sup>3</sup>	64 095 PLN
FLA4 2490 Burner 	W: 2490 mm / 98.0" H: 220 mm / 8.7" D: 280 mm / 11.0"	Burn time: max. 10 hrs Capacity: 14.8 L Heat: max. 22.5 kW Room size: min. 225 m <sup>3</sup>	81 885 PLN

Lead time: 10 working days










CHECK THE BURNER

# FLA4+ BURNER

AUTOMATIC ETHANOL BURNER WITH BEV TECHNOLOGY®

planika

- larger reservoir
- remote control included
- mobile app control
- touch display
- SHS compatible
- automatic refill system
- 6 stage flame height
- BEV Technology®
- CO<sub>2</sub> sensor

MODEL	DIMENSIONS	EFFICIENCY	PRICE
FLA4+ 590 Burner 	W: 590 mm / 23.2" H: 305 mm / 12.0" D: 280 mm / 11.0"	Burn time: max. 16 hrs Capacity: 9.6 L Heat: max. 3.1 kW Room size: min. 31 m <sup>3</sup>	<b>25 535 PLN</b>
FLA4+ 790 Burner 	W: 790 mm / 31.1" H: 305 mm / 12.0" D: 280 mm / 11.0"	Burn time: max. 25 hrs Capacity: 13.4 L Heat: max. 4.4 kW Room size: min. 44 m <sup>3</sup>	<b>30 185 PLN</b>
FLA4+ 990 Burner 	W: 990 mm / 39.0" H: 305 mm / 12.0" D: 280 mm / 11.0"	Burn time: max. 26 hrs Capacity: 17.2 L Heat: max. 7.0 kW Room size: min. 70 m <sup>3</sup>	<b>36 790 PLN</b>
FLA4+ 1190 Burner 	W: 1190 mm / 46.9" H: 305 mm / 12.0" D: 280 mm / 11.0"	Burn time: max. 30 hrs Capacity: 21.0 L Heat: max. 9.4 kW Room size: min. 94 m <sup>3</sup>	<b>43 155 PLN</b>
FLA4+ 1490 Burner 	W: 1490 mm / 58.7" H: 305 mm / 12.0" D: 280 mm / 11.0"	Burn time: max. 30 hrs Capacity: 26.8 L Heat: max. 13.0 kW Room size: min. 130 m <sup>3</sup>	<b>51 725 PLN</b>
FLA4+ 1990 Burner 	W: 1990 mm / 78.3" H: 305 mm / 12.0" D: 280 mm / 11.0"	Burn time: max. 31 hrs Capacity: 36.3 L Heat: max. 18.0 kW Room size: min. 180 m <sup>3</sup>	<b>70 460 PLN</b>
FLA4+ 2490 Burner 	W: 2490 mm / 98.0" H: 305 mm / 12.0" D: 280 mm / 11.0"	Burn time: max. 31 hrs Capacity: 45.9 L Heat: max. 22.5 kW Room size: min. 225 m <sup>3</sup>	<b>88 230 PLN</b>

Lead time: 10 working days



CHECK THE BURNER

# FLA4/FLA4+ BURNER WITH ADAPTIVE FRAME WITH GLASS PANELS

planika

FOR TUNNEL, ROOM DIVIDER AND ISLAND ARRANGEMENTS

- remote control included
- touch display
- automatic refill system
- BEV Technology®
- mobile app control
- SHS compatible
- 6 stage flame height
- CO<sub>2</sub> sensor

MODEL	DIMENSIONS	EFFICIENCY FLA 4 / FLA 4+	PRICE	
			FLA 4	FLA 4+
FLA4/FLA4+ 590 Burner 	W: 946 mm / 37.2" D: 446 mm / 17.6" H <sub>FLA4</sub> : 220 mm / 8.7" H <sub>FLA4+</sub> : 305 mm / 12.0" H <sub>GLASS</sub> : 200 mm / 7.9"	Burn time: max. 5 hrs / 16 hrs Capacity: 3.1 L / 9.6 L Heat: max. 3.1 kW Room size: min. 31 m <sup>3</sup>	23 640 PLN	29 975 PLN
FLA4/FLA4+ 790 Burner 	W: 946 mm / 37.2" D: 446 mm / 17.6" H <sub>FLA4</sub> : 220 mm / 8.7" H <sub>FLA4+</sub> : 305 mm / 12.0" H <sub>GLASS</sub> : 200 mm / 7.9"	Burn time: max. 8 hrs / 25 hrs Capacity: 4.3 L / 13.4 L Heat: max. 4.4 kW Room size: min. 44 m <sup>3</sup>	28 520 PLN	34 930 PLN
FLA4/FLA4+ 990 Burner 	W: 1146 mm / 45.1" D: 446 mm / 17.6" H <sub>FLA4</sub> : 220 mm / 8.7" H <sub>FLA4+</sub> : 305 mm / 12.0" H <sub>GLASS</sub> : 200 mm / 7.9"	Burn time: max. 8 hrs / 26 hrs Capacity: 5.5 L / 17.2 L Heat: max. 7.0 kW Room size: min. 70 m <sup>3</sup>	35 445 PLN	41 780 PLN
FLA4/FLA4+ 1190 Burner 	W: 1346 mm / 60" D: 446 mm / 17.6" H <sub>FLA4</sub> : 220 mm / 8.7" H <sub>FLA4+</sub> : 305 mm / 12.0" H <sub>GLASS</sub> : 200 mm / 7.9"	Burn time: max. 9 hrs / 30 hrs Capacity: 6.8 L / 21.0 L Heat: max. 9.4 kW Room size: min. 94 m <sup>3</sup>	42 080 PLN	48 440 PLN
FLA4/FLA4+ 1490 Burner 	W: 1646 mm / 64.8" D: 446 mm / 17.6" H <sub>FLA4</sub> : 220 mm / 8.7" H <sub>FLA4+</sub> : 305 mm / 12.0" H <sub>GLASS</sub> : 200 mm / 7.9"	Burn time: max. 9 hrs / 30 hrs Capacity: 8.6 L / 26.8 L Heat: max. 13.0 kW Room size: min. 130 m <sup>3</sup>	50 985 PLN	57 320 PLN
FLA4/FLA4+ 1990 Burner 	W: 2146 mm / 84.5" D: 446 mm / 17.6" H <sub>FLA4</sub> : 220 mm / 8.7" H <sub>FLA4+</sub> : 305 mm / 12.0" H <sub>GLASS</sub> : 200 mm / 7.9"	Burn time: max. 10 hrs / 31 hrs Capacity: 11.7 L / 36.3 L Heat: max. 18.0 kW Room size: min. 180 m <sup>3</sup>	72 080 PLN	78 435 PLN
FLA4/FLA4+ 2490 Burner 	W: 2822 mm / 111.1" D: 446 mm / 17.6" H <sub>FLA4</sub> : 220 mm / 8.7" H <sub>FLA4+</sub> : 305 mm / 12.0" H <sub>GLASS</sub> : 200 mm / 7.9"	Burn time: max. 10 hrs / 31 hrs Capacity: 14.8 L / 45.9 L Heat: max. 22.5 kW Room size: min. 225 m <sup>3</sup>	91 350 PLN	97 705 PLN
			Lead time: 10 working days	





CHECK THE BURNER

## OPTIONAL FEATURES FOR FLA4 AND FLA4+ BURNERS


SHS MODULE	CUSTOM LENGTH	CUSTOM TOP FINISH						
		590	790	990	1190	1490	1990	2490
3 785 PLN	PRICE ON REQUEST	5 240 PLN	5 525 PLN	5 830 PLN	6 085 PLN	6 535 PLN	7 095 PLN	7 660 PLN
		Lead time: 30 working days + 50% advance payment						

## GLASS SCREENS

The glass screens must be installed alongside the burner in self-constructed tunnel, room divider and island housing.

GLASS SCREEN	DIMENSIONS	PRICE
for FLA4 590 and FLA4+ 590 Burners 	2x glass screens, 4x holders W: 500 mm / 19.7" H: 200 mm / 7.9" T: 6 mm / 0.2"	1 530 PLN
for FLA4 790 and FLA4+ 790 Burners 	2x glass screens, 4x holders W: 700 mm / 27.6" H: 200 mm / 7.9" T: 6 mm / 0.2"	1 645 PLN
for FLA4 990 and FLA4+ 990 Burners 	2x glass screens, 4x holders W: 900 mm / 35.4" H: 200 mm / 7.9" T: 6 mm / 0.2"	1 765 PLN
for FLA4 1190 and FLA4+ 1190 Burners 	2x glass screens, 4x holders W: 1150 mm / 45.3" H: 200 mm / 7.9" T: 6 mm / 0.2"	2 020 PLN
for FLA4 1490 and FLA4+ 1490 Burners 	2x glass screens, 4x holders W: 1400 mm / 55.1" H: 200 mm / 7.9" T: 6 mm / 0.2"	2 185 PLN
for FLA4 1990 and FLA4+ 1990 Burners 	4x glass screens, 8x holders W: 900 mm / 35.4" H: 200 mm / 7.9" T: 6 mm / 0.2"	3 530 PLN
for FLA4 2490 and FLA4+ 2490 Burners 	4x glass screens, 8x holders W: 1150 mm / 45.3" H: 200 mm / 7.9" T: 6 mm / 0.2"	4 040 PLN

## TRAYS WITH STONES OR LOGS

	FIREPLACE LENGTH	590	790	990	1190	1490	1990	2490
Trays with logs <small>(2 rows - front and behind of the fire line)</small> 		1 365 PLN	1 365 PLN	1 520 PLN	2 290 PLN	2 660 PLN	3 455 PLN	4 445 PLN
Trays with stones <small>(1 row - back of the fire line)</small> 		595 PLN	595 PLN	790 PLN	1 190 PLN	1 385 PLN	1 980 PLN	2 575 PLN

# FORMA 800 FIREPLACE

## WITH FLA4 590 /FLA4+ 590 BURNER

planika

- zero clearance
- remote control included
- mobile app control
- touch display
- SHS compatible
- automatic refill system
- 6 stage flame height
- BEV Technology®
- CO<sub>2</sub> sensor

approx. VIEWING AREA <i>(see technical sheet for specific dimensions)</i> W: 816 mm / 32" H: 508 mm / 20" D: 406 mm / 16"	FLA4 590 BURNER <i>Burn time: max. 5 hrs</i> <i>Capacity: 3.1 L</i> <i>Heat: max. 3.1 kW</i> <i>Room size: min. 31 m<sup>3</sup></i>	FLA4+ 590 BURNER <i>Burn time: max. 16 hrs</i> <i>Capacity: 9.6 L</i> <i>Heat: max. 3.1 kW</i> <i>Room size: min. 31 m<sup>3</sup></i>
Forma 800 <b>Single-Sided</b> Fireplace 	<b>24 930 PLN</b>	<b>31 265 PLN</b>
Forma 800 <b>Left Corner</b> Fireplace 	<b>24 930 PLN</b>	<b>31 265 PLN</b>
Forma 800 <b>Right Corner</b> Fireplace 	<b>24 930 PLN</b>	<b>31 265 PLN</b>
Forma 800 <b>Three-Sided</b> Fireplace 	<b>24 930 PLN</b>	<b>31 265 PLN</b>
Forma 800 <b>Tunnel</b> Fireplace <i>(glass screens included)</i> 	<b>24 930 PLN</b>	<b>31 265 PLN</b>
Forma 800 <b>Room Divider</b> Fireplace <i>(glass screens included)</i> 	<b>24 930 PLN</b>	<b>31 265 PLN</b>
Forma 800 <b>Island</b> Fireplace <i>(glass screens included)</i> 	<b>24 930 PLN</b>	<b>31 265 PLN</b>
<i>Lead time: 10 working days</i>		



CHECK THE BURNER








TRAYS WITH LOGS	TRAYS WITH STONES	SHS MODULE	CUSTOM LENGTH
<b>1 365 PLN</b>	<b>595 PLN</b>	<b>3 785 PLN</b>	<b>ON REQUEST</b>
<i>Lead time: 20 working days + 50% advance payment</i>			

# FORMA 1000 FIREPLACE

## WITH FLA4 790 /FLA4+ 790 BURNER

planika

- zero clearance
- remote control included
- mobile app control
- touch display
- SHS compatible
- automatic refill system
- 6 stage flame height
- BEV Technology®
- CO<sub>2</sub> sensor

approx. VIEWING AREA <i>(see technical sheet for specific dimensions)</i> W: 1016 mm / 40" H: 508 mm / 20" D: 406 mm / 16"	FLA4 790 BURNER Burn time: max. 8 hrs Capacity: 4.3 L Heat: max. 4.4 kW Room size: min. 44 m <sup>3</sup>	FLA4+ 790 BURNER Burn time: max. 25 hrs Capacity: 13.4 L Heat: max. 4.4 kW Room size: min. 44 m <sup>3</sup>
Forma 1000 <b>Single-Sided</b> Fireplace 	<b>30 315 PLN</b>	<b>36 725 PLN</b>
Forma 1000 <b>Left Corner</b> Fireplace 	<b>30 315 PLN</b>	<b>36 725 PLN</b>
Forma 1000 <b>Right Corner</b> Fireplace 	<b>30 315 PLN</b>	<b>36 725 PLN</b>
Forma 1000 <b>Three-Sided</b> Fireplace 	<b>30 315 PLN</b>	<b>36 725 PLN</b>
Forma 1000 <b>Tunnel</b> Fireplace <i>(glass screens included)</i> 	<b>30 315 PLN</b>	<b>36 725 PLN</b>
Forma 1000 <b>Room Divider</b> Fireplace <i>(glass screens included)</i> 	<b>30 315 PLN</b>	<b>36 725 PLN</b>
Forma 1000 <b>Island</b> Fireplace <i>(glass screens included)</i> 	<b>30 315 PLN</b>	<b>36 725 PLN</b>
<i>Lead time: 10 working days</i>		



CHECK THE BURNER

TRAYS WITH LOGS	TRAYS WITH STONES	SHS MODULE	CUSTOM LENGTH
<b>1 365 PLN</b>	<b>595 PLN</b>	<b>3 785 PLN</b>	<b>ON REQUEST</b>
<i>Lead time: 20 working days + 50% advance payment</i>			

# FORMA 1200 FIREPLACE

## WITH FLA4 990 /FLA4+ 990 BURNER

planika

- zero clearance
- remote control included
- mobile app control
- touch display
- SHS compatible
- automatic refill system
- 6 stage flame height
- BEV Technology®
- CO<sub>2</sub> sensor

approx. VIEWING AREA <i>(see technical sheet for specific dimensions)</i> W: 1219 mm / 48" H: 508 mm / 20" D: 406 mm / 16"	FLA4 990 BURNER <i>Burning time: max. 8 hrs</i> <i>Tank capacity: 5.5 L</i> <i>Heat output: max. 7.0 kW</i> <i>Room cubature: min. 70 m<sup>3</sup></i>	FLA4+ 990 BURNER <i>Burning time: max. 26 hrs</i> <i>Tank capacity: 17.2 L</i> <i>Heat output: max. 7.0 kW</i> <i>Room cubature: min. 70 m<sup>3</sup></i>
Forma 1200 <b>Single-Sided</b> Fireplace 	<b>37 620 PLN</b>	<b>43 955 PLN</b>
Forma 1200 <b>Left Corner</b> Fireplace 	<b>37 620 PLN</b>	<b>43 955 PLN</b>
Forma 1200 <b>Right Corner</b> Fireplace 	<b>37 620 PLN</b>	<b>43 955 PLN</b>
Forma 1200 <b>Three-Sided</b> Fireplace 	<b>37 620 PLN</b>	<b>43 955 PLN</b>
Forma 1200 <b>Tunnel</b> Fireplace <i>(glass screens included)</i> 	<b>37 620 PLN</b>	<b>43 955 PLN</b>
Forma 1200 <b>Room Divider</b> Fireplace <i>(glass screens included)</i> 	<b>37 620 PLN</b>	<b>43 955 PLN</b>
Forma 1200 <b>Island</b> Fireplace <i>(glass screens included)</i> 	<b>37 620 PLN</b>	<b>43 955 PLN</b>
<i>Lead time: 10 working days</i>		



CHECK THE BURNER








TRAYS WITH LOGS	TRAYS WITH STONES	SHS MODULE	CUSTOM LENGTH
<b>1 520 PLN</b>	<b>595 PLN</b>	<b>3 785 PLN</b>	<b>ON REQUEST</b>
<i>Lead time: 20 working days + 50% advance payment</i>			

# FORMA 1500 FIREPLACE

## WITH FLA4 1190 /FLA4+ 1190 BURNER

planika

- zero clearance
- remote control included
- mobile app control
- touch display
- SHS compatible
- automatic refill system
- 6 stage flame height
- BEV Technology®
- CO<sub>2</sub> sensor

approx. VIEWING AREA <i>(see technical sheet for specific dimensions)</i> W: 1524 mm / 60" H: 508 mm / 20" D: 406 mm / 16"	FLA4 1190 BURNER <i>Burning time: max. 9 hrs</i> <i>Tank capacity: 6.8 L</i> <i>Heat output: max. 9.4 kW</i> <i>Room cubature: min. 94 m<sup>3</sup></i>	FLA4+ 1190 BURNER <i>Burning time: max. 30 hrs</i> <i>Tank capacity: 21.0 L</i> <i>Heat output: max. 9.4 kW</i> <i>Room cubature: min. 94 m<sup>3</sup></i>
Forma 1500 <b>Single-Sided</b> Fireplace 	<b>44 905 PLN</b>	<b>51 260 PLN</b>
Forma 1500 <b>Left Corner</b> Fireplace 	<b>44 905 PLN</b>	<b>51 260 PLN</b>
Forma 1500 <b>Right Corner</b> Fireplace 	<b>44 905 PLN</b>	<b>51 260 PLN</b>
Forma 1500 <b>Three-Sided</b> Fireplace 	<b>44 905 PLN</b>	<b>51 260 PLN</b>
Forma 1500 <b>Tunnel</b> Fireplace <i>(glass screens included)</i> 	<b>44 905 PLN</b>	<b>51 260 PLN</b>
Forma 1500 <b>Room Divider</b> Fireplace <i>(glass screens included)</i> 	<b>44 905 PLN</b>	<b>51 260 PLN</b>
Forma 1500 <b>Island</b> Fireplace <i>(glass screens included)</i> 	<b>44 905 PLN</b>	<b>51 260 PLN</b>
<i>Lead time: 10 working days</i>		



CHECK THE BURNER

TRAYS WITH LOGS	TRAYS WITH STONES	SHS MODULE	CUSTOM LENGTH
<b>2 290 PLN</b>	<b>595 PLN</b>	<b>3 785 PLN</b>	<b>ON REQUEST</b>
<i>Lead time: 20 working days + 50% advance payment</i>			

# FORMA 1800 FIREPLACE

## WITH FLA4 1490 /FLA4+ 1490 BURNER

planika

- zero clearance
- remote control included
- mobile app control
- touch display
- SHS compatible
- automatic refill system
- 6 stage flame height
- BEV Technology®
- CO<sub>2</sub> sensor

approx. VIEWING AREA <i>(see technical sheet for specific dimensions)</i> W: 1829 mm / 72" H: 508 mm / 20" D: 406 mm / 16"	FLA4 1490 BURNER <i>Burning time: max. 9 hrs</i> <i>Tank capacity: 8.6 L</i> <i>Heat output: max. 13.0 kW</i> <i>Room cubature: min. 130 m<sup>3</sup></i>	FLA4+ 1490 BURNER <i>Burning time: max. 30 hrs</i> <i>Tank capacity: 26.8 L</i> <i>Heat output: max. 13.0 kW</i> <i>Room cubature: min. 130 m<sup>3</sup></i>
Forma 1800 <b>Single-Sided</b> Fireplace 	<b>55 050 PLN</b>	<b>61 380 PLN</b>
Forma 1800 <b>Left Corner</b> Fireplace 	<b>55 050 PLN</b>	<b>61 380 PLN</b>
Forma 1800 <b>Right Corner</b> Fireplace 	<b>55 050 PLN</b>	<b>61 380 PLN</b>
Forma 1800 <b>Three-Sided</b> Fireplace 	<b>55 050 PLN</b>	<b>61 380 PLN</b>
Forma 1800 <b>Tunnel</b> Fireplace <i>(glass screens included)</i> 	<b>55 050 PLN</b>	<b>61 380 PLN</b>
Forma 1800 <b>Room Divider</b> Fireplace <i>(glass screens included)</i> 	<b>55 050 PLN</b>	<b>61 380 PLN</b>
Forma 1800 <b>Island</b> Fireplace <i>(glass screens included)</i> 	<b>55 050 PLN</b>	<b>61 380 PLN</b>
<i>Lead time: 10 working days</i>		



CHECK THE BURNER




TRAYS WITH LOGS	TRAYS WITH STONES	SHS MODULE	CUSTOM LENGTH
<b>2 660 PLN</b>	<b>595 PLN</b>	<b>3 785 PLN</b>	<b>ON REQUEST</b>
<i>Lead time: 20 working days + 50% advance payment</i>			

# FORMA 2300 FIREPLACE

## WITH FLA4 1990 /FLA4+ 1990 BURNER

planika

- zero clearance
- remote control included
- mobile app control
- touch display
- SHS compatible
- automatic refill system
- 6 stage flame height
- BEV Technology®
- CO<sub>2</sub> sensor

approx. VIEWING AREA <i>(see technical sheet for specific dimensions)</i> W: 2337 mm / 92" H: 508 mm / 20" D: 406 mm / 16"	FLA4 1990 BURNER Burning time: <i>max. 10 hrs</i> Tank capacity: <i>11.7 L</i> Heat output: <i>max. 18.0 kW</i> Room cubature: <i>min. 180 m<sup>3</sup></i>	FLA4+ 1990 BURNER Burning time: <i>max. 31 hrs</i> Tank capacity: <i>36.3 L</i> Heat output: <i>max. 18.0 kW</i> Room cubature: <i>min. 180 m<sup>3</sup></i>
Forma 2300 <b>Single-Sided</b> Fireplace 	<b>77 190 PLN</b>	<b>83 550 PLN</b>
Forma 2300 <b>Left Corner</b> Fireplace 	<b>77 190 PLN</b>	<b>83 550 PLN</b>
Forma 2300 <b>Right Corner</b> Fireplace 	<b>77 190 PLN</b>	<b>83 550 PLN</b>
Forma 2300 <b>Three-Sided</b> Fireplace 	<b>77 190 PLN</b>	<b>83 550 PLN</b>
Forma 2300 <b>Tunnel</b> Fireplace <i>(glass screens included)</i> 	<b>77 190 PLN</b>	<b>83 550 PLN</b>
Forma 2300 <b>Room Divider</b> Fireplace <i>(glass screens included)</i> 	<b>77 190 PLN</b>	<b>83 550 PLN</b>
Forma 2300 <b>Island</b> Fireplace <i>(glass screens included)</i> 	<b>77 190 PLN</b>	<b>83 550 PLN</b>
<i>Lead time for Single-Sided, Left Corner, Right Corner, Three-Sided is 10 working days Lead time for Tunnel, Room Divider and Island is 20 working days</i>		



CHECK THE BURNER

TRAYS WITH LOGS	TRAYS WITH STONES	SHS MODULE	CUSTOM LENGTH
<b>3 455 PLN</b>	<b>595 PLN</b>	<b>3 785 PLN</b>	<b>ON REQUEST</b>
<i>Lead time: 20 working days + 50% advance payment</i>			

# FORMA 2700 FIREPLACE

## WITH FLA4 2490 / FLA4+ 2490 BURNER

planika

- zero clearance
- remote control included
- mobile app control
- touch display
- SHS compatible
- automatic refill system
- 6 stage flame height
- BEV Technology®
- CO<sub>2</sub> sensor

approx. VIEWING AREA <i>(see technical sheet for specific dimensions)</i> W: 2693 mm / 106" H: 508 mm / 20" D: 406 mm / 16"	FLA4 2490 BURNER Burning time: max. 10 hrs Tank capacity: 14.8 L Heat output: max. 22.5 kW Room cubature: min. 225 m <sup>3</sup>	FLA4+ 2490 BURNER Burning time: max. 31 hrs Tank capacity: 45.9 L Heat output: max. 22.5 kW Room cubature: min. 225 m <sup>3</sup>
Forma 2700 <b>Single-Sided</b> Fireplace 	<b>98 055 PLN</b>	<b>104 415 PLN</b>
Forma 2700 <b>Left Corner</b> Fireplace 	<b>98 055 PLN</b>	<b>104 415 PLN</b>
Forma 2700 <b>Right Corner</b> Fireplace 	<b>98 055 PLN</b>	<b>104 415 PLN</b>
Forma 2700 <b>Three-Sided</b> Fireplace 	<b>98 055 PLN</b>	<b>104 415 PLN</b>
Forma 2700 <b>Tunnel</b> Fireplace <i>(glass screens included)</i> 	<b>98 055 PLN</b>	<b>104 415 PLN</b>
Forma 2700 <b>Room Divider</b> Fireplace <i>(glass screens included)</i> 	<b>98 055 PLN</b>	<b>104 415 PLN</b>
Forma 2700 <b>Island</b> Fireplace <i>(glass screens included)</i> 	<b>98 055 PLN</b>	<b>104 415 PLN</b>
<p><i>Lead time for Single-Sided, Left Corner, Right Corner, Three-Sided is 10 working days</i>  <i>Lead time for Tunnel, Room Divider and Island is 20 working days</i></p>		



CHECK THE BURNER


TRAYS WITH LOGS	TRAYS WITH STONES	SHS MODULE	CUSTOM LENGTH
<b>4 445 PLN</b>	<b>595 PLN</b>	<b>3 785 PLN</b>	<b>ON REQUEST</b> <i>Lead time: 20 working days + 50% advance payment</i>

# NEX MEDIA WALL

## FOR FLA4/FLA4+

planika


- sliding TV (65" - 85")
- soundbar shelf
- no chimney
- Cosentino surface
- safety sensors
- remote control
- mobile app
- home automation

MODEL	DIMENSIONS	SUITABLE FOR	PRICE
Sliding mechanism 	W: min 2345 mm / 92.3" H: min 2770 mm / 109.1" D: min 450 mm / 17.7"	<ul style="list-style-type: none"> <li>• FLA4 / FLA4+ 990</li> <li>• FLA4 / FLA4+ 1190</li> <li>• FLA4 / FLA4+ 1490</li> </ul>	<b>44 000 PLN</b>
			Lead time: 30 working days

### FINISH/DEKTON CLADDING



THE CLADDING SLABS ARE PREPARED ACCORDING TO THE DIMENSIONS SPECIFIED IN THE PROJECT DRAWING.



from **2 115 PLN**  
(per square meter)



CHECK THE BURNER





CHECK FINISHES

# FLOGS / FLOGS+

AUTOMATIC ETHANOL BURNER WITH BEV TECHNOLOGY®

planika

- BEV Technology®
- remote control included
- mobile app control
- touch display
- SHS compatible
- automatic refill system
- 6 stage flame height
- burning logs included
- CO<sub>2</sub> sensor
- Flogs+ with extended fuel tank

MODEL	DIMENSIONS	EFFICIENCY	PRICE
<p>Flogs 990</p> 	<p>W: 990 mm / 39.0" H: 219 mm / 8.6" D: 280 mm / 11.0"</p>	<p>Burn time: max. 8 hrs Capacity: 5.5 L Heat: max. 7.0 kW Room size: min. 70 m<sup>3</sup></p>	<p><b>29 900 PLN</b></p>
<p>Flogs+ 990</p> 	<p>W: 990 mm / 39.0" H: 305 mm / 12.0" D: 280 mm / 11.0"</p>	<p>Burn time: max. 27 hrs Capacity: 17.2 L Heat: max. 7.0 kW Room size: min. 70 m<sup>3</sup></p>	<p><b>35 815 PLN</b></p>
<p>To be installed with back wall</p>			<p>Lead time: 10 working days</p>

SHS MODULE

**3 785 PLN**



CHECK THE BURNER

# FORMA 1200 FIREPLACE

## WITH FLOGS / FLOGS+ 990

planika

- zero clearance
- burning logs included
- remote control included
- mobile app control
- LCD display
- SHS compatible
- automatic refill system
- 6 stage flame height
- BEV Technology®
- CO<sub>2</sub> sensor
- always with glass screens

<b>approx. VIEWING AREA</b> <small>(see technical sheet for specific dimensions)</small> W: 1219 mm / 48" H: 508 mm / 20" D: 406 mm / 16"	<b>FLOGS 990 BURNER</b> Burning time: <i>max. 8</i> Tank capacity: <i>5.5</i> Heat output: <i>max. 7.0 kW</i> Room cubature: <i>min. 70 m<sup>3</sup></i>	<b>FLOGS+ 990 BURNER</b> Burning time: <i>max. 27 hrs</i> Tank capacity: <i>17.2 L</i> Heat output: <i>max. 7.0 kW</i> Room cubature: <i>min. 70 m<sup>3</sup></i>
Forma 1200 <b>Single-Sided</b> Fireplace 	<b>36 390 PLN</b>	<b>42 305 PLN</b>
Forma 1200 <b>Left Corner</b> Fireplace 	<b>36 390 PLN</b>	<b>42 305 PLN</b>
Forma 1200 <b>Right Corner</b> Fireplace 	<b>36 390 PLN</b>	<b>42 305 PLN</b>
Forma 1200 <b>Three-Sided</b> Fireplace 	<b>36 390 PLN</b>	<b>42 305 PLN</b>
Lead time: 10 working days		

SHS MODULE

**3 785 PLN**



CHECK THE BURNER

# FORMA 1200 FIREPLACE

WITH FLOGS / FLOGS+ 990 AND FLUE CONNECTION

planika

- zero clearance
- burning logs included
- flue connection
- remote control included
- mobile app control
- LCD display
- SHS compatible
- automatic refill system
- 6 stage flame height
- BEV Technology®
- CO<sub>2</sub> sensor
- always with glass screens

<b>approx. VIEWING AREA</b> <small>(see technical sheet for specific dimensions)</small> W: 1219 mm / 48" H: 508 mm / 20" D: 406 mm / 16"	<b>FLOGS 990 BURNER</b> Burning time: <i>max. 8</i> Tank capacity: <i>5.5</i> Heat output: <i>max. 7.0 kW</i> Room cubature: <i>min. 70 m<sup>3</sup></i>	<b>FLOGS+ 990 BURNER</b> Burning time: <i>max. 27 hrs</i> Tank capacity: <i>17.2 L</i> Heat output: <i>max. 7.0 kW</i> Room cubature: <i>min. 70 m<sup>3</sup></i>
Forma 1200 <b>Single-Sided</b> Fireplace 	<b>38 150 PLN</b>	<b>44 065 PLN</b>
Forma 1200 <b>Left Corner</b> Fireplace 	<b>38 150 PLN</b>	<b>44 065 PLN</b>
Forma 1200 <b>Right Corner</b> Fireplace 	<b>38 150 PLN</b>	<b>44 065 PLN</b>
Forma 1200 <b>Three-Sided</b> Fireplace 	<b>38 150 PLN</b>	<b>44 065 PLN</b>
Lead time: 10 working days		

SHS MODULE

**3 785 PLN**







CHECK THE BURNER

# PRIME FIRE 2.0 BURNER





AUTOMATIC ETHANOL BURNER WITH BEV TECHNOLOGY®

planika

- remote control included
- automatic refill system
- 3 stage flame height
- BEV Technology®
- mobile app control
- CO<sub>2</sub> sensor
- SHS compatible

MODEL	DIMENSIONS	EFFICIENCY	PRICE
Prime Fire 2.0 590 Burner 	W: 590 mm / 23.2" H: 220 mm / 8.7" D: 280 mm / 11.0"	Burn time: max. 5 hrs Capacity: 3.1 L Heat: max. 3.1 kW Room size: min. 31 m <sup>3</sup>	<b>12 465 PLN</b>
Prime Fire 2.0 790 Burner 	W: 790 mm / 31.1" H: 220 mm / 8.7" D: 280 mm / 11.0"	Burn time: max. 8 hrs Capacity: 4.3 L Heat: max. 4.4 kW Room size: min. 44 m <sup>3</sup>	<b>13 965 PLN</b>
Prime Fire 2.0 990 Burner 	W: 990 mm / 39.0" H: 220 mm / 8.7" D: 280 mm / 11.0"	Burn time: max. 8 hrs Capacity: 5.5 L Heat: max. 7.0 kW Room size: min. 70 m <sup>3</sup>	<b>19 265 PLN</b>
Prime Fire 2.0 1190 Burner 	W: 1190 mm / 46.9" H: 220 mm / 8.7" D: 280 mm / 11.0"	Burn time: max. 9 hrs Capacity: 6.8 L Heat: max. 9.4 kW Room size: min. 94 m <sup>3</sup>	<b>26 430 PLN</b>
			Lead time: 10 working days

## PRIME FIRE 2.0 BURNER WITH ADAPTIVE FRAME WITH GLASS PANELS FOR TUNNEL, ROOM DIVIDER AND ISLAND ARRANGEMENTS

MODEL	DIMENSIONS	EFFICIENCY	PRICE
Prime Fire 2.0 590 Burner 	W: 946 mm / 37.2" D: 446 mm / 17.6" H: 220 mm / 8.7" H <sub>GLASS</sub> : 200 mm / 7.9"	Burn time: max. 5 hrs Capacity: 3.1 L Heat: max. 3.1 kW Room size: min. 31 m <sup>3</sup>	<b>16 895 PLN</b>
Prime Fire 2.0 790 Burner 	W: 946 mm / 37.2" D: 446 mm / 17.6" H: 220 mm / 8.7" H <sub>GLASS</sub> : 200 mm / 7.9"	Burn time: max. 8 hrs Capacity: 4.3 L Heat: max. 4.4 kW Room size: min. 44 m <sup>3</sup>	<b>18 705 PLN</b>
Prime Fire 2.0 990 Burner 	W: 1146 mm / 45.1" D: 446 mm / 17.6" H: 220 mm / 8.7" H <sub>GLASS</sub> : 200 mm / 7.9"	Burn time: max. 8 hrs Capacity: 5.5 L Heat: max. 7.0 kW Room size: min. 70 m <sup>3</sup>	<b>24 250 PLN</b>
Prime Fire 2.0 1190 Burner 	W: 1346 mm / 60" D: 446 mm / 17.6" H: 220 mm / 8.7" H <sub>GLASS</sub> : 200 mm / 7.9"	Burn time: max. 9 hrs Capacity: 6.8 L Heat: max. 9.4 kW Room size: min. 94 m <sup>3</sup>	<b>31 700 PLN</b>
			Lead time: 10 working days







CHECK THE BURNER

## OPTIONAL FEATURES PRIME FIRE 2.0 BURNERS

### OPTIONAL GLASS SCREENS

The glass screens must be installed alongside the burner in self-constructed tunnel, room divider and island housing.

GLASS SCREEN	DIMENSIONS	PRICE
for Prime Fire 2.0 590 Burner 	2x glass screens, 4x holders W: 500 mm / 19.7" w H: 200 mm / 7.9" T: 6 mm / 0.2"	<b>1 530 PLN</b>
for Prime Fire 2.0 790 Burner 	2x glass screens, 4x holders W: 700 mm / 27.6" H: 200 mm / 7.9" T: 6 mm / 0.2"	<b>1 645 PLN</b>
for Prime Fire 2.0 990 Burner 	2x glass screens, 4x holders W: 900 mm / 35.4" H: 200 mm / 7.9" T: 6 mm / 0.2"	<b>1 765 PLN</b>
for Prime Fire 2.0 1190 Burner 	2x glass screens, 4x holders W: 1150 mm / 45.3" H: 200 mm / 7.9" T: 6 mm / 0.2"	<b>2 020 PLN</b>

### TRAYS WITH STONES OR LOGS

	FIREPLACE LENGTH	590	790	990	1190
<b>TRAYS with logs</b> <small>(2 rows installend in front and behind of the fire line)</small> 		<b>1 365 PLN</b>	<b>1 365 PLN</b>	<b>1 520 PLN</b>	<b>2 290 PLN</b>
<b>TRAYS with stones</b> <small>(1 row installend behind of the fire line)</small> 		<b>595 PLN</b>	<b>595 PLN</b>	<b>790 PLN</b>	<b>1 190 PLN</b>








SHS MODULE
<b>3 785 PLN</b>

# FORMA 800 FIREPLACE

WITH PRIME FIRE 2.0 590 BURNER

planika

- remote control included
- automatic refill system
- 3 stage flame height
- BEV Technology®
- mobile app control
- CO<sub>2</sub> sensor
- zero clearance (Forma Fireplace)
- SHS compatible

<p><b>approx. VIEWING AREA</b></p> <p><i>(see technical sheet for specific dimensions)</i></p> <p>W: 816 mm / 32"</p> <p>H: 508 mm / 20"</p> <p>D: 406 mm / 16"</p>	<p><b>Prime Fire 2.0 590 BURNER</b></p> <p>Burn time: <i>max. 5 hrs</i></p> <p>Capacity: <i>3.1 L</i></p> <p>Heat: <i>max. 3.1 kW</i></p> <p>Room size: <i>min. 31 m<sup>3</sup></i></p>
<p>Forma 800 <b>Single-Sided</b> Fireplace</p> 	<p><b>18 215 PLN</b></p>
<p>Forma 800 <b>Left Corner</b> Fireplace</p> 	<p><b>18 215 PLN</b></p>
<p>Forma 800 <b>Right Corner</b> Fireplace</p> 	<p><b>18 215 PLN</b></p>
<p>Forma 800 <b>Three-Sided</b> Fireplace</p> 	<p><b>18 215 PLN</b></p>
<p>Forma 800 <b>Tunnel</b> Fireplace <i>(glass screens included)</i></p> 	<p><b>18 215 PLN</b></p>
<p>Forma 800 <b>Room Divider</b> Fireplace <i>(glass screens included)</i></p> 	<p><b>18 215 PLN</b></p>
<p>Forma 800 <b>Island</b> Fireplace <i>(glass screens included)</i></p> 	<p><b>18 215 PLN</b></p>
<p><i>Lead time: 10 working days</i></p>	



CHECK THE BURNER








TRAYS WITH LOGS	TRAYS WITH STONES	SHS MODULE
<p><b>1 365 PLN</b></p>	<p><b>595 PLN</b></p>	<p><b>3 785 PLN</b></p>

# FORMA 1000 FIREPLACE

WITH PRIME FIRE 2.0 790 BURNER

planika

- remote control included
- automatic refill system
- 3 stage flame height
- BEV Technology®
- mobile app control
- CO<sub>2</sub> sensor
- zero clearance (Forma Fireplace)
- SHS compatible

<p><b>approx. VIEWING AREA</b></p> <p><i>(see technical sheet for specific dimensions)</i></p> <p>W: 1016 mm / 40"</p> <p>H: 508 mm / 20"</p> <p>D: 406 mm / 16"</p>	<p><b>Prime Fire 2.0 790 BURNER</b></p> <p>Burning time: <i>max. 8 hrs</i></p> <p>Tank capacity: <i>4.3 L</i></p> <p>Heat output: <i>max. 4.4 kW</i></p> <p>Room cubature: <i>min. 44 m<sup>3</sup></i></p>
<p>Forma 1000 <b>Single-Sided</b> Fireplace</p> 	<p><b>20 490 PLN</b></p>
<p>Forma 1000 <b>Left Corner</b> Fireplace</p> 	<p><b>20 490 PLN</b></p>
<p>Forma 1000 <b>Right Corner</b> Fireplace</p> 	<p><b>20 490 PLN</b></p>
<p>Forma 1000 <b>Three-Sided</b> Fireplace</p> 	<p><b>20 490 PLN</b></p>
<p>Forma 1000 <b>Tunnel</b> Fireplace <i>(glass screens included)</i></p> 	<p><b>20 490 PLN</b></p>
<p>Forma 1000 <b>Room Divider</b> Fireplace <i>(glass screens included)</i></p> 	<p><b>20 490 PLN</b></p>
<p>Forma 1000 <b>Island</b> Fireplace <i>(glass screens included)</i></p> 	<p><b>20 490 PLN</b></p>
<p>Lead time: 10 working days</p>	



CHECK THE BURNER








TRAYS WITH LOGS	TRAYS WITH STONES	SHS MODULE
<p><b>1 365 PLN</b></p>	<p><b>595 PLN</b></p>	<p><b>3 785 PLN</b></p>

# FORMA 1200 FIREPLACE

WITH PRIME FIRE 2.0 990 BURNER

planika

- remote control included
- automatic refill system
- 3 stage flame height
- BEV Technology®
- mobile app control
- CO<sub>2</sub> sensor
- zero clearance (Forma Fireplace)
- SHS compatible

<p><b>approx. VIEWING AREA</b></p> <p><i>(see technical sheet for specific dimensions)</i></p> <p>W: 1219 mm / 48"</p> <p>H: 508 mm / 20"</p> <p>D: 406 mm / 16"</p>	<p><b>Prime Fire 2.0 990 BURNER</b></p> <p>Burning time: <i>max. 8 hrs</i></p> <p>Tank capacity: <i>5.5 L</i></p> <p>Heat output: <i>max. 7.0 kW</i></p> <p>Room cubature: <i>min. 70 m<sup>3</sup></i></p>
<p>Forma 1200 <b>Single-Sided</b> Fireplace</p> 	<p><b>26 440 PLN</b></p>
<p>Forma 1200 <b>Left Corner</b> Fireplace</p> 	<p><b>26 440 PLN</b></p>
<p>Forma 1200 <b>Right Corner</b> Fireplace</p> 	<p><b>26 440 PLN</b></p>
<p>Forma 1200 <b>Three-Sided</b> Fireplace</p> 	<p><b>26 440 PLN</b></p>
<p>Forma 1200 <b>Tunnel</b> Fireplace <i>(glass screens included)</i></p> 	<p><b>26 440 PLN</b></p>
<p>Forma 1200 <b>Room Divider</b> Fireplace <i>(glass screens included)</i></p> 	<p><b>26 440 PLN</b></p>
<p>Forma 1200 <b>Island</b> Fireplace <i>(glass screens included)</i></p> 	<p><b>26 440 PLN</b></p>
<p><i>Lead time: 10 working days</i></p>	



CHECK THE BURNER








TRAYS WITH LOGS	TRAYS WITH STONES	SHS MODULE
<p><b>1 365 PLN</b></p>	<p><b>790 PLN</b></p>	<p><b>3 785 PLN</b></p>

# FORMA 1500 FIREPLACE

WITH PRIME FIRE 2.0 1190 BURNER

planika

- remote control included
- automatic refill system
- 3 stage flame height
- BEV Technology®
- mobile app control
- CO<sub>2</sub> sensor
- zero clearance (Forma Fireplace)
- SHS compatible

<p><b>approx. VIEWING AREA</b></p> <p><i>(see technical sheet for specific dimensions)</i></p> <p>W: 1524 mm / 60"</p> <p>H: 508 mm / 20"</p> <p>D: 406 mm / 16"</p>	<p><b>Prime Fire 2.0 1190 BURNER</b></p> <p>Burning time: max. 9 hrs</p> <p>Tank capacity: 6.8 L</p> <p>Heat output: max. 9.4 kW</p> <p>Room cubature: min. 94 m<sup>3</sup></p>
<p>Forma 1500 <b>Single-Sided</b> Fireplace</p> 	<p><b>34 545 PLN</b></p>
<p>Forma 1500 <b>Left Corner</b> Fireplace</p> 	<p><b>34 545 PLN</b></p>
<p>Forma 1500 <b>Right Corner</b> Fireplace</p> 	<p><b>34 545 PLN</b></p>
<p>Forma 1500 <b>Three-Sided</b> Fireplace</p> 	<p><b>34 545 PLN</b></p>
<p>Forma 1500 <b>Tunnel</b> Fireplace <i>(glass screens included)</i></p> 	<p><b>34 545 PLN</b></p>
<p>Forma 1500 <b>Room Divider</b> Fireplace <i>(glass screens included)</i></p> 	<p><b>34 545 PLN</b></p>
<p>Forma 1500 <b>Island</b> Fireplace <i>(glass screens included)</i></p> 	<p><b>34 545 PLN</b></p>
<p><i>Lead time: 10 working days</i></p>	



CHECK THE BURNER

TRAYS WITH LOGS	TRAYS WITH STONES	SHS MODULE
<p><b>2 290 PLN</b></p>	<p><b>1 190 PLN</b></p>	<p><b>3 785 PLN</b></p>

# CENTRAL FIREPLACES WITH COMET BURNER

ETHANOL FIREPLACE WITH BEV TECHNOLOGY®

planika

- remote control included
- touch display
- automatic refill system
- BEV Technology®
- mobile app control
- SHS compatible
- 6 stage flame height
- CO<sub>2</sub> sensor

MODEL	DIMENSIONS	EFFICIENCY	PRICE
Comet Burner 	Ø: 650 mm / 25.6" H <sub>1</sub> : 305 mm / 12" H <sub>2</sub> : 274 mm / 10.8"	Burn time: max. 11 hrs Capacity: 9 L Heat: max. 10.9 kW Room size: min. 109 m <sup>3</sup>	<b>22 750 PLN</b>
Nest 	Ø: 783 mm / 30.8" H <sub>1</sub> : 423 mm / 16.7" H <sub>2</sub> : 259 mm / 10.2"	Burn time: max. 11 hrs Capacity: 9 L Heat: max. 10.9 kW Room size: min. 109 m <sup>3</sup>	<b>27 120 PLN</b>
<i>Lead time: 15 working days</i>			
Pillar 	Ø: 783 mm / 30.8" H <sub>1</sub> : 423 mm / 16.7" H <sub>2</sub> : on demand	Burn time: max. 11 hrs Capacity: 9 L Heat: max. 10.9 kW Room size: min. 109 m <sup>3</sup>	<b>41 150 PLN</b>
Pillar Silk Grey 	Ø: 783 mm / 30.8" H <sub>1</sub> : 423 mm / 16.7" H <sub>2</sub> : on demand	Burn time: max. 11 hrs Capacity: 9 L Heat: max. 10.9 kW Room size: min. 109 m <sup>3</sup>	<b>44 440 PLN</b>
Pillar Metallic Gold 	Ø: 783 mm / 30.8" H <sub>1</sub> : 423 mm / 16.7" H <sub>2</sub> : on demand	Burn time: max. 11 hrs Capacity: 9 L Heat: max. 10.9 kW Room size: min. 109 m <sup>3</sup>	<b>45 850 PLN</b>
<i>Lead time: 30 working days</i>			

## OPTIONAL ACCESSORIES




SHS MODULE <i>Comet, Pillar, Nest</i>	CUSTOM TOP FINISH <i>Comet, Pillar, Nest</i>	CUSTOM TOP SIZE OR SHAPE <i>Comet</i>	CUSTOM HOUSING RAL FINISH <i>Pillar</i>
<b>3 785 PLN</b>	<b>4 795 PLN</b>	<b>PRICE ON REQUEST</b>	<b>9 680 PLN</b>
<i>Lead time: 30 working days + 50% advance payment</i>			

# NEO BURNER

AUTOMATIC ETHANOL FIRES WITH BEV TECHNOLOGY®

planika

- remote control included
- automatic refill system
- 2 stage flame height
- BEV Technology®
- CO<sub>2</sub> sensor
- logs set included


MODEL	DIMENSIONS	EFFICIENCY	PRICE
<p>Neo 500 Burner</p> 	<p>W: 500 mm / 19.7" H: 135 mm / 5.3" D: 260 mm / 10.2"</p>	<p>Burn time: max. 4 hrs Capacity: 1.3 L Heat: max. 3.4 kW Room size: min. 34 m<sup>3</sup></p>	<p><b>8 725 PLN</b></p>
<p>Neo 750 Burner</p> 	<p>W: 750 mm / 29.5" H: 135 mm / 5.3" D: 260 mm / 10.2"</p>	<p>Burn time: max. 6 hrs Capacity: 2.1 L Heat: max. 4.1 kW Room size: min. 41 m<sup>3</sup></p>	<p><b>10 925 PLN</b></p>
<p>Neo 1000 Burner</p> 	<p>W: 1000 mm / 39.4" H: 135 mm / 5.3" D: 260 mm / 10.2"</p>	<p>Burn time: max. 4 hrs Capacity: 2.9 L Heat: max. 5.9 kW Room size: min. 59 m<sup>3</sup></p>	<p><b>14 710 PLN</b></p>
			<p>Lead time: 10 working days</p>

# NEO FIREPLACE

AUTOMATIC ETHANOL FIRES WITH BEV TECHNOLOGY®

planika

- zero clearance
- remote control included
- automatic refill system
- 2 stage flame height
- BEV Technology®
- CO<sub>2</sub> sensor
- logs set included


MODEL	DIMENSIONS	EFFICIENCY	PRICE
<p>Neo 500 <b>Single-Sided</b> Fireplace</p> 	<p>VIEWING AREA                      W: 740 mm / 29.1"                      H: 350 mm / 13.8"                      D: 310 mm / 12.2"</p>	<p>Burn time: <b>max. 4 hrs</b>                      Capacity: 1.3 L                      Heat: <b>max. 3.4 kW</b>                      Room size: <b>min. 34 m<sup>3</sup></b></p>	<p><b>10 970 PLN</b></p>
<p>Neo 500 <b>Right Corner</b> Fireplace</p> 	<p>VIEWING AREA                      W: 740 mm / 29.1"                      H: 350 mm / 13.8"                      D: 310 mm / 12.2"</p>	<p>Burn time: <b>max. 4 hrs</b>                      Capacity: 1.3 L                      Heat: <b>max. 3.4 kW</b>                      Room size: <b>min. 34 m<sup>3</sup></b></p>	<p><b>10 970 PLN</b></p>
<p>Neo 500 <b>Left Corner</b> Fireplace</p> 	<p>VIEWING AREA                      W: 740 mm / 29.1"                      H: 350 mm / 13.8"                      D: 310 mm / 12.2"</p>	<p>Burn time: <b>max. 4 hrs</b>                      Capacity: 1.3 L                      Heat: <b>max. 3.4 kW</b>                      Room size: <b>min. 34 m<sup>3</sup></b></p>	<p><b>10 970 PLN</b></p>
<p>Neo 500 <b>Three-Sided</b> Fireplace</p> 	<p>VIEWING AREA                      W: 740 mm / 29.1"                      H: 350 mm / 13.8"                      D: 310 mm / 12.2"</p>	<p>Burn time: <b>max. 4 hrs</b>                      Capacity: 1.3 L                      Heat: <b>max. 3.4 kW</b>                      Room size: <b>min. 34 m<sup>3</sup></b></p>	<p><b>10 970 PLN</b></p>
			<p>Lead time: 10 working days</p>

# NEO FIREPLACE

AUTOMATIC ETHANOL FIRES WITH BEV TECHNOLOGY®

planika

- zero clearance
- remote control included
- automatic refill system
- 2 stage flame height
- BEV Technology®
- CO<sub>2</sub> sensor
- logs set included

MODEL	DIMENSIONS	EFFICIENCY	PRICE
<p>Neo 750 <b>Single-Sided</b> Fireplace</p> 	<p>VIEWING AREA                      W: 990 mm / 39.0"                      H: 350 mm / 13.8"                      D: 310 mm / 12.2"</p>	<p>Burn time: <b>max. 6 hrs</b>                      Capacity: 2.1 L                      Heat: <b>max. 4.1 kW</b>                      Room size: <b>min. 41 m<sup>3</sup></b></p>	<p><b>13 715 PLN</b></p>
<p>Neo 750 <b>Right Corner</b> Fireplace</p> 	<p>VIEWING AREA                      W: 990 mm / 39.0"                      H: 350 mm / 13.8"                      D: 310 mm / 12.2"</p>	<p>Burn time: <b>max. 6 hrs</b>                      Capacity: 2.1 L                      Heat: <b>max. 4.1 kW</b>                      Room size: <b>min. 41 m<sup>3</sup></b></p>	<p><b>13 715 PLN</b></p>
<p>Neo 750 <b>Left Corner</b> Fireplace</p> 	<p>VIEWING AREA                      W: 990 mm / 39.0"                      H: 350 mm / 13.8"                      D: 310 mm / 12.2"</p>	<p>Burn time: <b>max. 6 hrs</b>                      Capacity: 2.1 L                      Heat: <b>max. 4.1 kW</b>                      Room size: <b>min. 41 m<sup>3</sup></b></p>	<p><b>13 715 PLN</b></p>
<p>Neo 750 <b>Three-Sided</b> Fireplace</p> 	<p>VIEWING AREA                      W: 990 mm / 39.0"                      H: 350 mm / 13.8"                      D: 310 mm / 12.2"</p>	<p>Burn time: <b>max. 6 hrs</b>                      Capacity: 2.1 L                      Heat: <b>max. 4.1 kW</b>                      Room size: <b>min. 41 m<sup>3</sup></b></p>	<p><b>13 715 PLN</b></p>
			<p>Lead time: 10 working days</p>

# NEO FIREPLACE

AUTOMATIC ETHANOL FIRES WITH BEV TECHNOLOGY®

planika

- zero clearance
- remote control included
- automatic refill system
- 2 stage flame height
- BEV Technology®
- CO<sub>2</sub> sensor
- logs set included

MODEL	DIMENSIONS	EFFICIENCY	PRICE
<p>Neo 1000 <b>Single-Sided</b> Fireplace</p> 	<p>VIEWING AREA                      W: 1169 mm / 46.0"                      H: 400 mm / 15.7"                      D: 310 mm / 12.2"</p>	<p>Burn time: <b>max. 4 hrs</b>                      Capacity: 2.9 L                      Heat: <b>max. 5.9 kW</b>                      Room size: <b>min. 59 m<sup>3</sup></b></p>	<p><b>18 000 PLN</b></p>
<p>Neo 1000 <b>Right Corner</b> Fireplace</p> 	<p>VIEWING AREA                      W: 1169 mm / 46.0"                      H: 400 mm / 15.7"                      D: 310 mm / 12.2"</p>	<p>Burn time: <b>max. 4 hrs</b>                      Capacity: 2.9 L                      Heat: <b>max. 5.9 kW</b>                      Room size: <b>min. 59 m<sup>3</sup></b></p>	<p><b>18 000 PLN</b></p>
<p>Neo 1000 <b>Left Corner</b> Fireplace</p> 	<p>VIEWING AREA                      W: 1169 mm / 46.0"                      H: 400 mm / 15.7"                      D: 310 mm / 12.2"</p>	<p>Burn time: <b>max. 4 hrs</b>                      Capacity: 2.9 L                      Heat: <b>max. 5.9 kW</b>                      Room size: <b>min. 59 m<sup>3</sup></b></p>	<p><b>18 000 PLN</b></p>
<p>Neo 1000 <b>Three-Sided</b> Fireplace</p> 	<p>VIEWING AREA                      W: 1169 mm / 46.0"                      H: 400 mm / 15.7"                      D: 310 mm / 12.2"</p>	<p>Burn time: <b>max. 4 hrs</b>                      Capacity: 2.9 L                      Heat: <b>max. 5.9 kW</b>                      Room size: <b>min. 59 m<sup>3</sup></b></p>	<p><b>18 000 PLN</b></p>


Lead time: 10 working days

# FREESTANDING FIREPLACES

WITH NEO BURNER

planika

- remote control included
- automatic refill system
- 2 stage flame height
- BEV Technology®
- CO<sub>2</sub> sensor
- logs set included

MODEL	DIMENSIONS	EFFICIENCY	PRICE
<p>Cottage</p> 	<p>W: 600 mm / 23.6" H: 612 mm / 24.1" D: 320 mm / 12.6"</p>	<p>Burn time: max. 4 hrs Capacity: 1.3 L Heat: max. 4.1 kW Room size: min. 41 m<sup>3</sup></p>	<p><b>10 210 PLN</b></p>
			<p>Lead time: 10 working days</p>

## OPTIONAL ACCESSORIES


<p>COTTAGE LOGBOX <i>(logs are not included)</i></p> 	<p><b>1 935 PLN</b></p>
---------------------------------------------------------------------------------------------------------------------------------------------	-------------------------

- enclosed in tempered glass
- remote control included
- mobile app control
- SHS compatible
- automatic refill system
- 6 stage flame height
- BEV Technology®
- LCD display
- CO<sub>2</sub> sensor
- burning logs included

MODEL	DIMENSIONS	EFFICIENCY	PRICE
Vitro Room Divider 	W: 970 mm / 38.2" H: 2010 mm / 79.1" D: 555 mm / 21.8"	Burn time: max. 17.5 hrs Capacity: 10.5 L Heat: max. 9.5 kW	<b>43 120 PLN</b>
Vitro Left Corner 	W: 970 mm / 38.2" H: 2010 mm / 79.1" D: 556 mm / 21.9"	Burn time: max. 17.5 hrs Capacity: 10.5 L Heat: max. 9.5 kW	<b>43 120 PLN</b>
Vitro Right Corner 	W: 970 mm / 38.2" H: 2010 mm / 79.1" D: 556 mm / 21.9"	Burn time: max. 17.5 hrs Capacity: 10.5 L Heat: max. 9.5 kW	<b>43 120 PLN</b>
Sono Three-Sided 	W: 872 mm / 34.3" H: 1470 mm / 57.9" D: 653 mm / 25.7"	Burn time: max. 17.5 hrs Capacity: 10.5 L Heat: max. 9.5 kW	<b>41 360 PLN</b>
Sono Left Corner 	W: 873 mm / 34.4" H: 1470 mm / 57.9" D: 653 mm / 25.7"	Burn time: max. 17.5 hrs Capacity: 10.5 L Heat: max. 9.5 kW	<b>41 360 PLN</b>
Sono Right Corner 	W: 873 mm / 34.4" H: 1470 mm / 57.9" D: 653 mm / 25.7"	Burn time: max. 17.5 hrs Capacity: 10.5 L Heat: max. 9.5 kW	<b>41 360 PLN</b>

Lead time: 10 working days

### OPTIONAL ACCESSORIES

OPTIWHITE GLASS	VITRO ROOM DIVIDER	VITRO LEFT/RIGHT CORNER	SONO THREE-SIDED	SONO LEFT/RIGHT CORNER
	<b>2 420 PLN</b>	<b>1 980 PLN</b>	<b>1 980 PLN</b>	<b>1 540 PLN</b>



CHECK THE BURNER

# PANORAMA FIREPLACE

## WITH AUTOMATIC ETHANOL BURNER

planika

- zero clearance
- enclosed in tempered glass
- remote control included
- mobile app control
- SHS compatible
- automatic refill system
- 6 stage flame height
- BEV Technology®
- LCD display
- CO<sub>2</sub> sensor

Burning time: **max. 10 hrs**

Tank capacity: **5.5 L**

Heat output: **max. 7.0 kW**

Room cubature: **min. 70 m<sup>3</sup>**








Viewing area

(see technical sheet for specific dimensions)

W: 1219 mm / 48"

H: 508 mm / 20"

D: 406 mm / 16"

<p>Panorama <b>Single-Sided</b> Fireplace</p> 	<p><b>44 405 PLN</b></p>	<p>Panorama <b>Tunnel</b> Fireplace</p> 	<p><b>46 100 PLN</b></p>				
<p>Panorama <b>Left Corner</b> Fireplace</p> 	<p><b>44 675 PLN</b></p>	<p>Panorama <b>Room Divider</b> Fireplace</p> 	<p><b>46 370 PLN</b></p>				
<p>Panorama <b>Right Corner</b> Fireplace</p> 	<p><b>44 675 PLN</b></p>	<p>Panorama <b>Island</b> Fireplace</p> 	<p><b>46 670 PLN</b></p>				
<p>Panorama <b>Three-Sided</b> Fireplace</p> 	<p><b>44 975 PLN</b></p>	<p>Lead time: 10 working days</p> <p><b>OPTIONAL ACCESSORIES</b></p> <table border="1"> <tr> <td data-bbox="842 1648 1168 1738"> <p>CERAMIC LOGS OR WHITE STONES AND GLOWING FIBRES</p> </td> <td data-bbox="1168 1648 1497 1738"> <p>SHS MODULE</p> </td> </tr> <tr> <td data-bbox="842 1738 1168 1841"> <p><b>1 695 PLN</b></p> </td> <td data-bbox="1168 1738 1497 1841"> <p><b>3 785 PLN</b></p> </td> </tr> </table>		<p>CERAMIC LOGS OR WHITE STONES AND GLOWING FIBRES</p>	<p>SHS MODULE</p>	<p><b>1 695 PLN</b></p>	<p><b>3 785 PLN</b></p>
<p>CERAMIC LOGS OR WHITE STONES AND GLOWING FIBRES</p>	<p>SHS MODULE</p>						
<p><b>1 695 PLN</b></p>	<p><b>3 785 PLN</b></p>						



Single-Sided



Left Corner



Right Corner



Three-Sided



Tunnel



Room Divider



Island

# FREESTANDING FIREPLACES

WITH BEV TECHNOLOGY®

planika

- plug & play fireplaces
- remote control included
- 2 stage flame height
- BEV Technology®
- automatic refill system
- CO<sub>2</sub> sensor
- Logs set included (Basket Fire Logs)

MODEL	DIMENSIONS	EFFICIENCY	PRICE
<p>Basket Fire Logs</p> 	<p>W: 550 mm / 21.7" H: 163 mm / 6.4" D: 265 mm / 10.4"</p>	<p>Burn time: max. 6.5 hrs Capacity: 1.8 L Heat: max. 2.8 kW Room size: min. 28 m<sup>3</sup></p>	<p><b>13 065 PLN</b></p>
<p>Scandi</p> 	<p>W: 400 mm / 15.7" H: 1000 mm / 39.4" D: 320 mm / 12.6"</p>	<p>Burn time: max. 33 hrs Capacity: 5.0 L Heat: max. 3.5 kW Room size: min. 35 m<sup>3</sup></p>	<p><b>12 915 PLN</b></p>
<p>Polaris</p> 	<p>W: 400 mm / 15.7" H: 1262 mm / 49.7" D: 321 mm / 12.6"</p>	<p>Burn time: max. 20 hrs Capacity: 5.0 L Heat: max. 3.5 kW Room size: min. 35 m<sup>3</sup></p>	<p><b>11 470 PLN</b></p>
<p>Rock Core</p> 	<p>W: 500 mm / 19.7" H: 1357 mm / 53.4" D: 400 mm / 15.7"</p>	<p>Burn time: max. 20 hrs Capacity: 5.0 L Heat: max. 3.5 kW Room size: min. 35 m<sup>3</sup></p>	<p><b>12 515 PLN</b></p>
<p>Rock Daze / Nacre / Laurent / Kreta</p>  <p>DEKTON®</p>	<p>W: 500 mm / 19.7" H: 1604 mm / 63.1" D: 400 mm / 15.7"</p>	<p>Burn time: max. 20 hrs Capacity: 5.0 L Heat: max. 3.5 kW Room size: min. 35 m<sup>3</sup></p>	<p><b>18 035 PLN</b></p>
<p>Daze finish is available until stock lasts.</p>			<p>Lead time: 10 working days</p>

## OPTIONAL ACCESSORIES

DECORATIVE GRATE Basket Fire Logs	CERAMIC LOGS SET AND GLOWING FIBRES	
	Scandi and Polaris	Rock
		
<p><b>425 PLN</b></p>	<p><b>505 PLN</b></p>	<p><b>660 PLN</b></p>

# INDOOR / OUTDOOR FIRE TABLES

WITH THE AUTOMATIC BEV TECHNOLOGY®

planika

- BEV Technology®
- plug & play
- remote control included
- mobile app control
- automatic refill system
- 6 stage flame height

MODEL	DIMENSIONS	EFFICIENCY	PRICE
<p>Comet Table Laurent / Kreta / Nacre / Daze</p>  <p>DEKTON®</p>	<p>Ø: 1150 mm / 45.3" H: 437 mm / 17.2"</p>	<p>Burn time: max. 22.0 hrs Capacity: 16.7 L Heat: max. 10.6 kW Room size: min. 106 m³</p>	<p><b>33 500 PLN</b></p>
<p>Cabo Table Nacre / Laurent / Kreta / Daze</p>  <p>DEKTON®</p>	<p>W: 1400 mm / 55.1" H: 504 mm / 19.8" D: 760 mm / 29.9"</p>	<p>Burn time: max. 15.0 hrs Capacity: 10.5 L Heat: max. 9.4 kW Room size: min. 94 m³</p>	<p><b>31 960 PLN</b></p>
<p><i>Daze finish is available until stock lasts.</i></p>			<p><i>Lead time: 10 working days</i></p>

## OPTIONAL ACCESSORIES

<p>CABO TABLE COVER</p> 	<p><b>1 175 PLN</b></p>
-------------------------------------------------------------------------------------------------------------	-------------------------

# OUTDOOR ETHANOL FIREPLACES

WITH THE AUTOMATIC BEV TECHNOLOGY®

planika

- plug & play
- remote control included
- mobile app control
- automatic refill system
- 6 stage flame height
- BEV Technology®

MODEL	DIMENSIONS	EFFICIENCY	PRICE
Comet Outdoor 	Ø: 700 mm / 27.6" H: 375 mm / 14.8"	Burn time: max. 22.0 hrs Capacity: 16.7 L Heat: max. 10.6 kW Room size: min. 106 m³	21 150 PLN
Cabo Burner 	W: 1190 mm / 46.8" H: 449 mm / 17.7" D: 280 mm / 11.0"	Burn time: max. 15.0 hrs Capacity: 10.5 L Heat: max. 9.4 kW Room size: min. 94 m³	21 150 PLN
Cabo Nacre / Laurent / Kreta / Daze 	W: 1190 mm / 46.8" H: 480 mm / 18.9" D: 280 mm / 11.0"	Burn time: max. 15.0 hrs Capacity: 10.5 L Heat: max. 9.4 kW Room size: min. 94 m³	26 790 PLN
Porto Core 	W: 400 mm / 15.7" H: 1147 mm / 45.0" D: 400 mm / 15.7"	Burn time: max. 14.0 hrs Capacity: 5.0 L Heat: max. 3.7 kW Room size: min. 37 m³	8 930 PLN
Porto Nacre / Laurent / Kreta / Daze 	W: 400 mm / 15.7" H: 1147 mm / 45.0" D: 400 mm / 15.7"	Burn time: max. 14.0 hrs Capacity: 5.0 L Heat: max. 3.7 kW Room size: min. 37 m³	13 630 PLN

Daze finish is available until stock lasts.

Lead time: 10 working days

## OPTIONAL ACCESSORIES

CABO COVER 	PORTO COVER 
705 PLN	565 PLN


# OUTDOOR ETHANOL FIREPLACES

WITH COMMERCE TECHNOLOGY®

planika

MODEL	DIMENSIONS	EFFICIENCY	PRICE
<p>Jar</p> 	<p>Ø: 410 mm / 16.1" H: 795 mm / 31.3"</p>	<p>Burn time: <b>max. 7 hrs</b> Capacity: <b>3.0 L</b> Heat: <b>max. 2.5 kW</b> Room size: <b>min. 25 m<sup>3</sup></b></p>	<p><b>8 345 PLN</b></p>
<p>Totem</p> 	<p>Ø: 395 mm / 15.6" H: 1070 mm / 42.1"</p>	<p>Burn time: <b>max. 7 hrs</b> Capacity: <b>3.0 L</b> Heat: <b>max. 2.5 kW</b> Room size: <b>min. 25 m<sup>3</sup></b></p>	<p><b>6 250 PLN</b></p>
<p>Rondo</p> 	<p>Ø: 412 mm / 16.2" H: 412 mm / 16.2"</p>	<p>Burn time: <b>max. 7 hrs</b> Capacity: <b>3.0 L</b> Heat: <b>max. 2.5 kW</b> Room size: <b>min. 25 m<sup>3</sup></b></p>	<p><b>2 255 PLN</b></p>
<p>Simple</p> 	<p>Ø: 308 mm / 12.1" H: 418 mm / 16.5"</p>	<p>Burn time: <b>max. 4 hrs</b> Capacity: <b>1.5 L</b> Heat: <b>max. 2.5 kW</b> Room size: <b>min. 25 m<sup>3</sup></b></p>	<p><b>2 090 PLN</b></p>
			<p><i>Lead time: 5-10 working days</i></p>

## OPTIONAL ACCESSORIES

<p>COVER for Jar and Totem</p> 	<p><b>565 PLN</b></p>
--------------------------------------------------------------------------------------------------------------------------	-----------------------

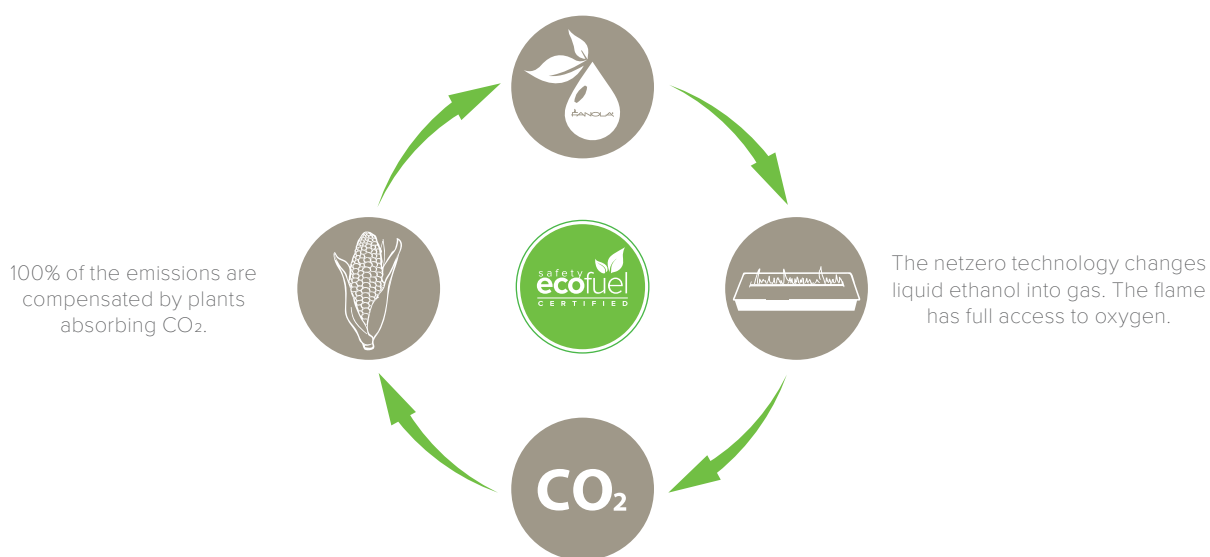
PRODUCT	QUANTITY	PRICE
<p>Fanola® in bottle</p> 	12 x 1L	<b>116 PLN*</b> (12 bottles)
<p>Fanola® in canister</p> 	4 x 5L	<b>200 PLN*</b> (4 canisters)

\*Fanola fuel is not subject to discounts

# biofuel for fireplace

renewable energy source

Ethanol is an organic distillate made from plants.  
It is known to produce lower CO<sub>2</sub> emissions.



The clean burning of ethanol vapour emits significantly less CO<sub>2</sub> than regular fireplaces.  
No ash, soot or smoke are produced.

Product specifications and prices are subject to change.  
The current price sheets are available at <http://download.planikafires.com>

The fuel consumption figures provided are based on laboratory testing at the lowest flame level.  
The actual consumption of individual devices may vary.

Technology tested by TÜV laboratory,  
DIN standard 4734-1:2011-01  
European Technology Patent: EP2 549 182

Planika Production Plant Poland  
Bydgoskich Przemysłowców 10  
85-862 Bydgoszcz  
Tel. +48 52 364 11 60

[planika@planika.com](mailto:planika@planika.com)  
[www.planika.com](http://www.planika.com)  
[www.fanola.com](http://www.fanola.com)

planika

