

planika

ETHANOL FIREPLACES  
PREMIUM COLLECTION

PLANIKA 2026

VALID FROM APRIL 2026

EURO PRICELIST



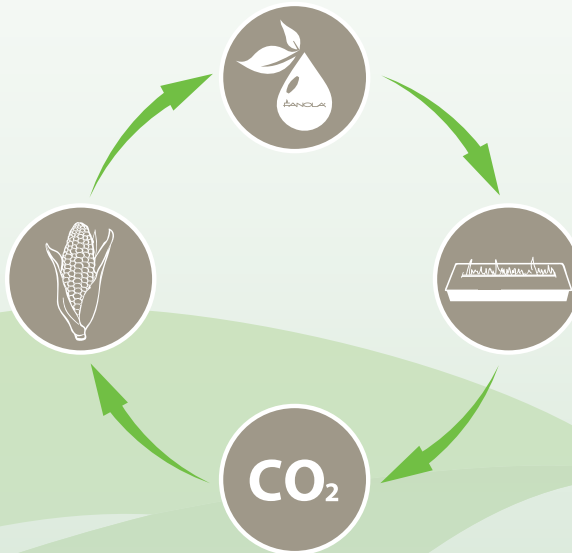
# planika

Our contribution to achieve CO<sub>2</sub> neutrality.

Our mission is to give you modern fireplaces that are safe, convenient and eco-friendly. Over the years we have developed the innovative BEV Technology<sup>®</sup> that allowed us to create an exceptionally clean and fully automated burning process of ethanol vapours. It produces lower carbon emissions and is safe for the environment. Discover ecological fireplaces of the future.


Ethanol is an organic distillate made from plants.  
It is known to produce lower CO<sub>2</sub> emissions.

100% of the emissions are compensated by plants absorbing CO<sub>2</sub>.



The netzero technology changes liquid ethanol into gas. The flame has full access to oxygen.

The clean burning of ethanol vapour emits significantly less CO<sub>2</sub> than regular fireplaces.  
No ash, soot or smoke are produced.



# FLA4 BURNER

AUTOMATIC ETHANOL BURNER WITH BEV TECHNOLOGY®

planika

- remote control included
- touch display
- automatic refill system
- BEV Technology®
- mobile app control
- SHS compatible
- 6 stage flame height
- CO<sub>2</sub> sensor

MODEL	DIMENSIONS	EFFICIENCY	PRICE
FLA4 590 Burner 	W: 590 mm / 23.2" H: 220 mm / 8.7" D: 280 mm / 11.0"	Burn time: max. 5 hrs Capacity: 3.1 L Heat: max. 3.1 kW Room size: min. 31 m <sup>3</sup>	4 475 €
FLA4 790 Burner 	W: 790 mm / 31.1" H: 220 mm / 8.7" D: 280 mm / 11.0"	Burn time: max. 8 hrs Capacity: 4.3 L Heat: max. 4.4 kW Room size: min. 44 m <sup>3</sup>	5 470 €
FLA4 990 Burner 	W: 990 mm / 39.0" H: 220 mm / 8.7" D: 280 mm / 11.0"	Burn time: max. 8 hrs Capacity: 5.5 L Heat: max. 7.0 kW Room size: min. 70 m <sup>3</sup>	6 820 €
FLA4 1190 Burner 	W: 1190 mm / 46.9" H: 220 mm / 8.7" D: 280 mm / 11.0"	Burn time: max. 9 hrs Capacity: 6.8 L Heat: max. 9.4 kW Room size: min. 94 m <sup>3</sup>	8 235 €
FLA4 1490 Burner 	W: 1490 mm / 58.7" H: 220 mm / 8.7" D: 280 mm / 11.0"	Burn time: max. 9 hrs Capacity: 8.6 L Heat: max. 13.0 kW Room size: min. 130 m <sup>3</sup>	10 060 €
FLA4 1990 Burner 	W: 1990 mm / 78.3" H: 220 mm / 8.7" D: 280 mm / 11.0"	Burn time: max. 10 hrs Capacity: 11.7 L Heat: max. 18.0 kW Room size: min. 180 m <sup>3</sup>	14 175 €
FLA4 2490 Burner 	W: 2490 mm / 98.0" H: 220 mm / 8.7" D: 280 mm / 11.0"	Burn time: max. 10 hrs Capacity: 14.8 L Heat: max. 22.5 kW Room size: min. 225 m <sup>3</sup>	17 960 €

Lead time: 10 working days



CHECK THE BURNER

# FLA4+ BURNER

AUTOMATIC ETHANOL BURNER WITH BEV TECHNOLOGY®

planika

- larger reservoir
- remote control included
- mobile app control
- touch display
- SHS compatible
- automatic refill system
- 6 stage flame height
- BEV Technology®
- CO<sub>2</sub> sensor

MODEL	DIMENSIONS	EFFICIENCY	PRICE
FLA4+ 590 Burner 	W: 590 mm / 23.2" H: 305 mm / 12.0" D: 280 mm / 11.0"	Burn time: max. 16 hrs Capacity: 9.6 L Heat: max. 3.1 kW Room size: min. 31 m <sup>3</sup>	5 825 €
FLA4+ 790 Burner 	W: 790 mm / 31.1" H: 305 mm / 12.0" D: 280 mm / 11.0"	Burn time: max. 25 hrs Capacity: 13.4 L Heat: max. 4.4 kW Room size: min. 44 m <sup>3</sup>	6 820 €
FLA4+ 990 Burner 	W: 990 mm / 39.0" H: 305 mm / 12.0" D: 280 mm / 11.0"	Burn time: max. 26 hrs Capacity: 17.2 L Heat: max. 7.0 kW Room size: min. 70 m <sup>3</sup>	8 170 €
FLA4+ 1190 Burner 	W: 1190 mm / 46.9" H: 305 mm / 12.0" D: 280 mm / 11.0"	Burn time: max. 30 hrs Capacity: 21.0 L Heat: max. 9.4 kW Room size: min. 94 m <sup>3</sup>	9 590 €
FLA4+ 1490 Burner 	W: 1490 mm / 58.7" H: 305 mm / 12.0" D: 280 mm / 11.0"	Burn time: max. 30 hrs Capacity: 26.8 L Heat: max. 13.0 kW Room size: min. 130 m <sup>3</sup>	11 405 €
FLA4+ 1990 Burner 	W: 1990 mm / 78.3" H: 305 mm / 12.0" D: 280 mm / 11.0"	Burn time: max. 31 hrs Capacity: 36.3 L Heat: max. 18.0 kW Room size: min. 180 m <sup>3</sup>	15 530 €
FLA4+ 2490 Burner 	W: 2490 mm / 98.0" H: 305 mm / 12.0" D: 280 mm / 11.0"	Burn time: max. 31 hrs Capacity: 45.9 L Heat: max. 22.5 kW Room size: min. 225 m <sup>3</sup>	19 305 €

Lead time: 10 working days



CHECK THE BURNER

# FLA4/FLA4+ BURNER WITH ADAPTIVE FRAME WITH GLASS PANELS

planika

FOR TUNNEL, ROOM DIVIDER AND ISLAND ARRANGEMENTS

- remote control included
- touch display
- automatic refill system
- BEV Technology®
- mobile app control
- SHS compatible
- 6 stage flame height
- CO<sub>2</sub> sensor

MODEL	DIMENSIONS	EFFICIENCY FLA 4 / FLA 4+	PRICE	
			FLA 4	FLA 4+
FLA4/FLA4+ 590 Burner 	W: 946 mm / 37.2" D: 446 mm / 17.6" H <sub>FLA4</sub> : 220 mm / 8.7" H <sub>FLA4+</sub> : 305 mm / 12.0" H <sub>GLASS</sub> : 200 mm / 7.9"	Burn time: max. 5 hrs / 16 hrs Capacity: 3.1 L / 9.6 L Heat: max. 3.1 kW Room size: min. 31 m <sup>3</sup>	5 495 €	6 845 €
FLA4/FLA4+ 790 Burner 	W: 946 mm / 37.2" D: 446 mm / 17.6" H <sub>FLA4</sub> : 220 mm / 8.7" H <sub>FLA4+</sub> : 305 mm / 12.0" H <sub>GLASS</sub> : 200 mm / 7.9"	Burn time: max. 8 hrs / 25 hrs Capacity: 4.3 L / 13.4 L Heat: max. 4.4 kW Room size: min. 44 m <sup>3</sup>	6 550 €	7 900 €
FLA4/FLA4+ 990 Burner 	W: 1146 mm / 45.1" D: 446 mm / 17.6" H <sub>FLA4</sub> : 220 mm / 8.7" H <sub>FLA4+</sub> : 305 mm / 12.0" H <sub>GLASS</sub> : 200 mm / 7.9"	Burn time: max. 8 hrs / 26 hrs Capacity: 5.5 L / 17.2 L Heat: max. 7.0 kW Room size: min. 70 m <sup>3</sup>	7 960 €	9 315 €
FLA4/FLA4+ 1190 Burner 	W: 1346 mm / 60" D: 446 mm / 17.6" H <sub>FLA4</sub> : 220 mm / 8.7" H <sub>FLA4+</sub> : 305 mm / 12.0" H <sub>GLASS</sub> : 200 mm / 7.9"	Burn time: max. 9 hrs / 30 hrs Capacity: 6.8 L / 21.0 L Heat: max. 9.4 kW Room size: min. 94 m <sup>3</sup>	9 440 €	10 800 €
FLA4/FLA4+ 1490 Burner 	W: 1646 mm / 64.8" D: 446 mm / 17.6" H <sub>FLA4</sub> : 220 mm / 8.7" H <sub>FLA4+</sub> : 305 mm / 12.0" H <sub>GLASS</sub> : 200 mm / 7.9"	Burn time: max. 9 hrs / 30 hrs Capacity: 8.6 L / 26.8 L Heat: max. 13.0 kW Room size: min. 130 m <sup>3</sup>	11 330 €	12 680 €
FLA4/FLA4+ 1990 Burner 	W: 2146 mm / 84.5" D: 446 mm / 17.6" H <sub>FLA4</sub> : 220 mm / 8.7" H <sub>FLA4+</sub> : 305 mm / 12.0" H <sub>GLASS</sub> : 200 mm / 7.9"	Burn time: max. 10 hrs / 31 hrs Capacity: 11.7 L / 36.3 L Heat: max. 18.0 kW Room size: min. 180 m <sup>3</sup>	15 945 €	17 305 €
FLA4/FLA4+ 2490 Burner 	W: 2822 mm / 111.1" D: 446 mm / 17.6" H <sub>FLA4</sub> : 220 mm / 8.7" H <sub>FLA4+</sub> : 305 mm / 12.0" H <sub>GLASS</sub> : 200 mm / 7.9"	Burn time: max. 10 hrs / 31 hrs Capacity: 14.8 L / 45.9 L Heat: max. 22.5 kW Room size: min. 225 m <sup>3</sup>	20 055 €	21 410 €

Lead time: 10 working days



CHECK THE BURNER

## OPTIONAL FEATURES FOR FLA4 AND FLA4+ BURNERS

SHS MODULE	CUSTOM LENGTH	CUSTOM TOP FINISH						
		590	790	990	1190	1490	1990	2490
805 €	PRICE ON REQUEST	590	790	990	1190	1490	1990	2490
		1 115 €	1 175 €	1 240 €	1 295 €	1 390 €	1 510 €	1 630 €

Lead time: 30 working days + 50% advance payment

## GLASS SCREENS

The glass screens must be installed alongside the burner in self-constructed tunnel, room divider and island housing.

GLASS SCREEN	DIMENSIONS	PRICE
for FLA4 590 and FLA4+ 590 Burners 	2x glass screens, 4x holders W: 500 mm / 19.7" H: 200 mm / 7.9" T: 6 mm / 0.2"	325 €
for FLA4 790 and FLA4+ 790 Burners 	2x glass screens, 4x holders W: 700 mm / 27.6" H: 200 mm / 7.9" T: 6 mm / 0.2"	350 €
for FLA4 990 and FLA4+ 990 Burners 	2x glass screens, 4x holders W: 900 mm / 35.4" H: 200 mm / 7.9" T: 6 mm / 0.2"	375 €
for FLA4 1190 and FLA4+ 1190 Burners 	2x glass screens, 4x holders W: 1150 mm / 45.3" H: 200 mm / 7.9" T: 6 mm / 0.2"	430 €
for FLA4 1490 and FLA4+ 1490 Burners 	2x glass screens, 4x holders W: 1400 mm / 55.1" H: 200 mm / 7.9" T: 6 mm / 0.2"	465 €
for FLA4 1990 and FLA4+ 1990 Burners 	4x glass screens, 8x holders W: 900 mm / 35.4" H: 200 mm / 7.9" T: 6 mm / 0.2"	750 €
for FLA4 2490 and FLA4+ 2490 Burners 	4x glass screens, 8x holders W: 1150 mm / 45.3" H: 200 mm / 7.9" T: 6 mm / 0.2"	860 €

## TRAYS WITH STONES OR LOGS

	FIREPLACE LENGTH	590	790	990	1190	1490	1990	2490
Trays with logs <small>(2 rows - front and behind of the fire line)</small> 		350 €	350 €	390 €	590 €	690 €	890 €	1 150 €
Trays with stones <small>(1 row - back of the fire line)</small> 		135 €	135 €	180 €	270 €	315 €	450 €	585 €

# FORMA 800 FIREPLACE

## WITH FLA4 590 /FLA4+ 590 BURNER

planika

- zero clearance
- remote control included
- mobile app control
- touch display
- SHS compatible
- automatic refill system
- 6 stage flame height
- BEV Technology®
- CO<sub>2</sub> sensor

approx. VIEWING AREA <i>(see technical sheet for specific dimensions)</i> W: 816 mm / 32" H: 508 mm / 20" D: 406 mm / 16"	FLA4 590 BURNER Burn time: max. 5 hrs Capacity: 3.1 L Heat: max. 3.1 kW Room size: min. 31 m <sup>3</sup>	FLA4+ 590 BURNER Burn time: max. 16 hrs Capacity: 9.6 L Heat: max. 3.1 kW Room size: min. 31 m <sup>3</sup>
Forma 800 <b>Single-Sided</b> Fireplace 	<b>5 645 €</b>	<b>6 995 €</b>
Forma 800 <b>Left Corner</b> Fireplace 	<b>5 645 €</b>	<b>6 995 €</b>
Forma 800 <b>Right Corner</b> Fireplace 	<b>5 645 €</b>	<b>6 995 €</b>
Forma 800 <b>Three-Sided</b> Fireplace 	<b>5 645 €</b>	<b>6 995 €</b>
Forma 800 <b>Tunnel</b> Fireplace <i>(glass screens included)</i> 	<b>5 645 €</b>	<b>6 995 €</b>
Forma 800 <b>Room Divider</b> Fireplace <i>(glass screens included)</i> 	<b>5 645 €</b>	<b>6 995 €</b>
Forma 800 <b>Island</b> Fireplace <i>(glass screens included)</i> 	<b>5 645 €</b>	<b>6 995 €</b>
<i>Lead time: 10 working days</i>		



CHECK THE BURNER

TRAYS WITH LOGS	TRAYS WITH STONES	SHS MODULE	CUSTOM LENGTH
<b>350 €</b>	<b>135 €</b>	<b>805 €</b>	<b>ON REQUEST</b>
<i>Lead time: 20 working days + 50% advance payment</i>			

# FORMA 1000 FIREPLACE

## WITH FLA4 790 /FLA4+ 790 BURNER

planika

- zero clearance
- remote control included
- mobile app control
- touch display
- SHS compatible
- automatic refill system
- 6 stage flame height
- BEV Technology®
- CO<sub>2</sub> sensor

approx. VIEWING AREA <i>(see technical sheet for specific dimensions)</i> W: 1016 mm / 40" H: 508 mm / 20" D: 406 mm / 16"	FLA4 790 BURNER Burn time: max. 8 hrs Capacity: 4.3 L Heat: max. 4.4 kW Room size: min. 44 m <sup>3</sup>	FLA4+ 790 BURNER Burn time: max. 25 hrs Capacity: 13.4 L Heat: max. 4.4 kW Room size: min. 44 m <sup>3</sup>
Forma 1000 <b>Single-Sided</b> Fireplace 	<b>6 795 €</b>	<b>8 140 €</b>
Forma 1000 <b>Left Corner</b> Fireplace 	<b>6 795 €</b>	<b>8 140 €</b>
Forma 1000 <b>Right Corner</b> Fireplace 	<b>6 795 €</b>	<b>8 140 €</b>
Forma 1000 <b>Three-Sided</b> Fireplace 	<b>6 795 €</b>	<b>8 140 €</b>
Forma 1000 <b>Tunnel</b> Fireplace <i>(glass screens included)</i> 	<b>6 795 €</b>	<b>8 140 €</b>
Forma 1000 <b>Room Divider</b> Fireplace <i>(glass screens included)</i> 	<b>6 795 €</b>	<b>8 140 €</b>
Forma 1000 <b>Island</b> Fireplace <i>(glass screens included)</i> 	<b>6 795 €</b>	<b>8 140 €</b>
<i>Lead time: 10 working days</i>		



CHECK THE BURNER

TRAYS WITH LOGS	TRAYS WITH STONES	SHS MODULE	CUSTOM LENGTH
<b>350 €</b>	<b>135 €</b>	<b>805 €</b>	<b>ON REQUEST</b>
<i>Lead time: 20 working days + 50% advance payment</i>			

# FORMA 1200 FIREPLACE

## WITH FLA4 990 /FLA4+ 990 BURNER

planika

- zero clearance
- remote control included
- mobile app control
- touch display
- SHS compatible
- automatic refill system
- 6 stage flame height
- BEV Technology®
- CO<sub>2</sub> sensor

approx. VIEWING AREA <i>(see technical sheet for specific dimensions)</i> W: 1219 mm / 48" H: 508 mm / 20" D: 406 mm / 16"	FLA4 990 BURNER <i>Burning time: max. 8 hrs</i> <i>Tank capacity: 5.5 L</i> <i>Heat output: max. 7.0 kW</i> <i>Room cubature: min. 70 m<sup>3</sup></i>	FLA4+ 990 BURNER <i>Burning time: max. 26 hrs</i> <i>Tank capacity: 17.2 L</i> <i>Heat output: max. 7.0 kW</i> <i>Room cubature: min. 70 m<sup>3</sup></i>
Forma 1200 <b>Single-Sided</b> Fireplace 	<b>8 270 €</b>	<b>9 620 €</b>
Forma 1200 <b>Left Corner</b> Fireplace 	<b>8 270 €</b>	<b>9 620 €</b>
Forma 1200 <b>Right Corner</b> Fireplace 	<b>8 270 €</b>	<b>9 620 €</b>
Forma 1200 <b>Three-Sided</b> Fireplace 	<b>8 270 €</b>	<b>9 620 €</b>
Forma 1200 <b>Tunnel</b> Fireplace <i>(glass screens included)</i> 	<b>8 270 €</b>	<b>9 620 €</b>
Forma 1200 <b>Room Divider</b> Fireplace <i>(glass screens included)</i> 	<b>8 270 €</b>	<b>9 620 €</b>
Forma 1200 <b>Island</b> Fireplace <i>(glass screens included)</i> 	<b>8 270 €</b>	<b>9 620 €</b>
<i>Lead time: 10 working days</i>		



CHECK THE BURNER

TRAYS WITH LOGS	TRAYS WITH STONES	SHS MODULE	CUSTOM LENGTH
<b>390 €</b>	<b>180 €</b>	<b>805 €</b>	<b>ON REQUEST</b>
<i>Lead time: 20 working days + 50% advance payment</i>			

# FORMA 1500 FIREPLACE

## WITH FLA4 1190 /FLA4+ 1190 BURNER

planika

- zero clearance
- remote control included
- mobile app control
- touch display
- SHS compatible
- automatic refill system
- 6 stage flame height
- BEV Technology®
- CO<sub>2</sub> sensor

approx. VIEWING AREA <i>(see technical sheet for specific dimensions)</i> W: 1524 mm / 60" H: 508 mm / 20" D: 406 mm / 16"	FLA4 1190 BURNER <i>Burning time: max. 9 hrs</i> <i>Tank capacity: 6.8 L</i> <i>Heat output: max. 9.4 kW</i> <i>Room cubature: min. 94 m<sup>3</sup></i>	FLA4+ 1190 BURNER <i>Burning time: max. 30 hrs</i> <i>Tank capacity: 21.0 L</i> <i>Heat output: max. 9.4 kW</i> <i>Room cubature: min. 94 m<sup>3</sup></i>
Forma 1500 <b>Single-Sided</b> Fireplace 	<b>9 895 €</b>	<b>11 255 €</b>
Forma 1500 <b>Left Corner</b> Fireplace 	<b>9 895 €</b>	<b>11 255 €</b>
Forma 1500 <b>Right Corner</b> Fireplace 	<b>9 895 €</b>	<b>11 255 €</b>
Forma 1500 <b>Three-Sided</b> Fireplace 	<b>9 895 €</b>	<b>11 255 €</b>
Forma 1500 <b>Tunnel</b> Fireplace <i>(glass screens included)</i> 	<b>9 895 €</b>	<b>11 255 €</b>
Forma 1500 <b>Room Divider</b> Fireplace <i>(glass screens included)</i> 	<b>9 895 €</b>	<b>11 255 €</b>
Forma 1500 <b>Island</b> Fireplace <i>(glass screens included)</i> 	<b>9 895 €</b>	<b>11 255 €</b>
<i>Lead time: 10 working days</i>		



CHECK THE BURNER

TRAYS WITH LOGS	TRAYS WITH STONES	SHS MODULE	CUSTOM LENGTH
<b>590 €</b>	<b>270 €</b>	<b>805 €</b>	<b>ON REQUEST</b>
<i>Lead time: 20 working days + 50% advance payment</i>			

# FORMA 1800 FIREPLACE

## WITH FLA4 1490 /FLA4+ 1490 BURNER

planika

- zero clearance
- remote control included
- mobile app control
- touch display
- SHS compatible
- automatic refill system
- 6 stage flame height
- BEV Technology®
- CO<sub>2</sub> sensor

approx. VIEWING AREA <i>(see technical sheet for specific dimensions)</i> W: 1829 mm / 72" H: 508 mm / 20" D: 406 mm / 16"	FLA4 1490 BURNER <i>Burning time: max. 9 hrs</i> <i>Tank capacity: 8.6 L</i> <i>Heat output: max. 13.0 kW</i> <i>Room cubature: min. 130 m<sup>3</sup></i>	FLA4+ 1490 BURNER <i>Burning time: max. 30 hrs</i> <i>Tank capacity: 26.8 L</i> <i>Heat output: max. 13.0 kW</i> <i>Room cubature: min. 130 m<sup>3</sup></i>
Forma 1800 <b>Single-Sided</b> Fireplace 	<b>12 045 €</b>	<b>13 395 €</b>
Forma 1800 <b>Left Corner</b> Fireplace 	<b>12 045 €</b>	<b>13 395 €</b>
Forma 1800 <b>Right Corner</b> Fireplace 	<b>12 045 €</b>	<b>13 395 €</b>
Forma 1800 <b>Three-Sided</b> Fireplace 	<b>12 045 €</b>	<b>13 395 €</b>
Forma 1800 <b>Tunnel</b> Fireplace <i>(glass screens included)</i> 	<b>12 045 €</b>	<b>13 395 €</b>
Forma 1800 <b>Room Divider</b> Fireplace <i>(glass screens included)</i> 	<b>12 045 €</b>	<b>13 395 €</b>
Forma 1800 <b>Island</b> Fireplace <i>(glass screens included)</i> 	<b>12 045 €</b>	<b>13 395 €</b>
<i>Lead time: 10 working days</i>		



CHECK THE BURNER

TRAYS WITH LOGS	TRAYS WITH STONES	SHS MODULE	CUSTOM LENGTH
<b>690 €</b>	<b>315 €</b>	<b>805 €</b>	<b>ON REQUEST</b>
<i>Lead time: 20 working days + 50% advance payment</i>			

# FORMA 2300 FIREPLACE

## WITH FLA4 1990 /FLA4+ 1990 BURNER

planika

- zero clearance
- remote control included
- mobile app control
- touch display
- SHS compatible
- automatic refill system
- 6 stage flame height
- BEV Technology®
- CO<sub>2</sub> sensor

approx. VIEWING AREA <i>(see technical sheet for specific dimensions)</i> W: 2337 mm / 92" H: 508 mm / 20" D: 406 mm / 16"	FLA4 1990 BURNER Burning time: <i>max. 10 hrs</i> Tank capacity: <i>11.7 L</i> Heat output: <i>max. 18.0 kW</i> Room cubature: <i>min. 180 m<sup>3</sup></i>	FLA4+ 1990 BURNER Burning time: <i>max. 31 hrs</i> Tank capacity: <i>36.3 L</i> Heat output: <i>max. 18.0 kW</i> Room cubature: <i>min. 180 m<sup>3</sup></i>
Forma 2300 <b>Single-Sided</b> Fireplace 	<b>16 825 €</b>	<b>18 185 €</b>
Forma 2300 <b>Left Corner</b> Fireplace 	<b>16 825 €</b>	<b>18 185 €</b>
Forma 2300 <b>Right Corner</b> Fireplace 	<b>16 825 €</b>	<b>18 185 €</b>
Forma 2300 <b>Three-Sided</b> Fireplace 	<b>16 825 €</b>	<b>18 185 €</b>
Forma 2300 <b>Tunnel</b> Fireplace <i>(glass screens included)</i> 	<b>16 825 €</b>	<b>18 185 €</b>
Forma 2300 <b>Room Divider</b> Fireplace <i>(glass screens included)</i> 	<b>16 825 €</b>	<b>18 185 €</b>
Forma 2300 <b>Island</b> Fireplace <i>(glass screens included)</i> 	<b>16 825 €</b>	<b>18 185 €</b>
<p><i>Lead time for Single-Sided, Left Corner, Right Corner, Three-Sided is 10 working days</i>  <i>Lead time for Tunnel, Room Divider and Island is 20 working days</i></p>		



CHECK THE BURNER

TRAYS WITH LOGS	TRAYS WITH STONES	SHS MODULE	CUSTOM LENGTH
<b>890 €</b>	<b>450 €</b>	<b>805 €</b>	<b>ON REQUEST</b>
<i>Lead time: 20 working days + 50% advance payment</i>			

# FORMA 2700 FIREPLACE

## WITH FLA4 2490 / FLA4+ 2490 BURNER

planika

- zero clearance
- remote control included
- mobile app control
- touch display
- SHS compatible
- automatic refill system
- 6 stage flame height
- BEV Technology®
- CO<sub>2</sub> sensor

approx. VIEWING AREA <i>(see technical sheet for specific dimensions)</i> W: 2693 mm / 106" H: 508 mm / 20" D: 406 mm / 16"	FLA4 2490 BURNER Burning time: max. 10 hrs Tank capacity: 14.8 L Heat output: max. 22.5 kW Room cubature: min. 225 m <sup>3</sup>	FLA4+ 2490 BURNER Burning time: max. 31 hrs Tank capacity: 45.9 L Heat output: max. 22.5 kW Room cubature: min. 225 m <sup>3</sup>
Forma 2700 <b>Single-Sided</b> Fireplace 	<b>21 265 €</b>	<b>22 620 €</b>
Forma 2700 <b>Left Corner</b> Fireplace 	<b>21 265 €</b>	<b>22 620 €</b>
Forma 2700 <b>Right Corner</b> Fireplace 	<b>21 265 €</b>	<b>22 620 €</b>
Forma 2700 <b>Three-Sided</b> Fireplace 	<b>21 265 €</b>	<b>22 620 €</b>
Forma 2700 <b>Tunnel</b> Fireplace <i>(glass screens included)</i> 	<b>21 265 €</b>	<b>22 620 €</b>
Forma 2700 <b>Room Divider</b> Fireplace <i>(glass screens included)</i> 	<b>21 265 €</b>	<b>22 620 €</b>
Forma 2700 <b>Island</b> Fireplace <i>(glass screens included)</i> 	<b>21 265 €</b>	<b>22 620 €</b>
<p>Lead time for Single-Sided, Left Corner, Right Corner, Three-Sided is 10 working days Lead time for Tunnel, Room Divider and Island is 20 working days</p>		



CHECK THE BURNER


TRAYS WITH LOGS	TRAYS WITH STONES	SHS MODULE	CUSTOM LENGTH
<b>1150 €</b>	<b>585 €</b>	<b>805 €</b>	<b>ON REQUEST</b>
<i>Lead time: 20 working days + 50% advance payment</i>			

# NEX MEDIA WALL

## FOR FLA4/FLA4+

planika


- sliding TV (65" - 85")
- soundbar shelf
- no chimney
- Cosentino surface
- safety sensors
- remote control
- mobile app
- home automation

MODEL	DIMENSIONS	SUITABLE FOR	PRICE
<p>Sliding mechanism</p> 	<p>W: min 2345 mm / 92.3" H: min 2770 mm / 109.1" D: min 450 mm / 17.7"</p>	<ul style="list-style-type: none"> <li>• FLA4 / FLA4+ 990</li> <li>• FLA4 / FLA4+ 1190</li> <li>• FLA4 / FLA4+ 1490</li> </ul>	<p><b>10 000 €</b></p>
			<p>Lead time: 30 working days</p>

### FINISH/DEKTON CLADDING



THE CLADDING SLABS ARE PREPARED ACCORDING TO THE DIMENSIONS SPECIFIED IN THE PROJECT DRAWING.



from **450 €**  
(per square meter)



CHECK THE BURNER





CHECK FINISHES

# FLOGS

## AUTOMATIC ETHANOL BURNER WITH BEV TECHNOLOGY®

planika

- BEV Technology®
- remote control included
- mobile app control
- touch display
- SHS compatible
- automatic refill system
- 6 stage flame height
- burning logs included
- CO<sub>2</sub> sensor
- Flogs+ with extended fuel tank

MODEL	DIMENSIONS	EFFICIENCY	PRICE
<p>Flogs 990</p> 	<p>W: 990 mm / 39.0" H: 219 mm / 8.6" D: 280 mm / 11.0"</p>	<p>Burn time: max. 8 hrs Capacity: 5.5 L Heat: max. 7.0 kW Room size: min. 70 m<sup>3</sup></p>	<p>7 120 €</p>
<p>Flogs+ 990</p> 	<p>W: 990 mm / 39.0" H: 305 mm / 12.0" D: 280 mm / 11.0"</p>	<p>Burn time: max. 27 hrs Capacity: 17.2 L Heat: max. 7.0 kW Room size: min. 70 m<sup>3</sup></p>	<p>8 550 €</p>
<p>To be installed with back wall</p>			<p>Lead time: 10 working days</p>

SHS MODULE

805 €



CHECK THE BURNER

# FORMA 1200 FIREPLACE

## WITH FLOGS / FLOGS+ 990

planika

- zero clearance
- burning logs included
- remote control included
- mobile app control
- LCD display
- SHS compatible
- automatic refill system
- 6 stage flame height
- BEV Technology®
- CO<sub>2</sub> sensor
- always with glass screens

<b>approx. VIEWING AREA</b> <small>(see technical sheet for specific dimensions)</small> W: 1219 mm / 48" H: 508 mm / 20" D: 406 mm / 16"	<b>FLOGS 990 BURNER</b> Burning time: <i>max. 8</i> Tank capacity: <i>5.5</i> Heat output: <i>max. 7.0 kW</i> Room cubature: <i>min. 70 m<sup>3</sup></i>	<b>FLOGS+ 990 BURNER</b> Burning time: <i>max. 27 hrs</i> Tank capacity: <i>17.2 L</i> Heat output: <i>max. 7.0 kW</i> Room cubature: <i>min. 70 m<sup>3</sup></i>
Forma 1200 <b>Single-Sided</b> Fireplace 	<b>8 600 €</b>	<b>10 030 €</b>
Forma 1200 <b>Left Corner</b> Fireplace 	<b>8 600 €</b>	<b>10 030 €</b>
Forma 1200 <b>Right Corner</b> Fireplace 	<b>8 600 €</b>	<b>10 030 €</b>
Forma 1200 <b>Three-Sided</b> Fireplace 	<b>8 600 €</b>	<b>10 030 €</b>
Lead time: 10 working days		

SHS MODULE

**805 €**



CHECK THE BURNER

# FORMA 1200 FIREPLACE

WITH FLOGS / FLOGS+ 990 AND FLUE CONNECTION

planika

- zero clearance
- burning logs included
- flue connection
- remote control included
- mobile app control
- LCD display
- SHS compatible
- automatic refill system
- 6 stage flame height
- BEV Technology®
- CO<sub>2</sub> sensor
- always with glass screens

<b>approx. VIEWING AREA</b> <i>(see technical sheet for specific dimensions)</i> W: 1219 mm / 48" H: 508 mm / 20" D: 406 mm / 16"	<b>FLOGS 990 BURNER</b> Burning time: <i>max. 8</i> Tank capacity: <i>5.5</i> Heat output: <i>max. 7.0 kW</i> Room cubature: <i>min. 70 m<sup>3</sup></i>	<b>FLOGS+ 990 BURNER</b> Burning time: <i>max. 27 hrs</i> Tank capacity: <i>17.2 L</i> Heat output: <i>max. 7.0 kW</i> Room cubature: <i>min. 70 m<sup>3</sup></i>
Forma 1200 <b>Single-Sided</b> Fireplace 	<b>9 000 €</b>	<b>10 430 €</b>
Forma 1200 <b>Left Corner</b> Fireplace 	<b>9 000 €</b>	<b>10 430 €</b>
Forma 1200 <b>Right Corner</b> Fireplace 	<b>9 000 €</b>	<b>10 430 €</b>
Forma 1200 <b>Three-Sided</b> Fireplace 	<b>9 000 €</b>	<b>10 430 €</b>
Lead time: 10 working days		

SHS MODULE

**805 €**







CHECK THE BURNER

# PRIME FIRE 2.0 BURNER





AUTOMATIC ETHANOL BURNER WITH BEV TECHNOLOGY®

planika

- remote control included
- automatic refill system
- 3 stage flame height
- BEV Technology®
- mobile app control
- CO<sub>2</sub> sensor
- SHS compatible

MODEL	DIMENSIONS	EFFICIENCY	PRICE
Prime Fire 2.0 590 Burner 	W: 590 mm / 23.2" H: 220 mm / 8.7" D: 280 mm / 11.0"	Burn time: max. 5 hrs Capacity: 3.1 L Heat: max. 3.1 kW Room size: min. 31 m <sup>3</sup>	2 810 €
Prime Fire 2.0 790 Burner 	W: 790 mm / 31.1" H: 220 mm / 8.7" D: 280 mm / 11.0"	Burn time: max. 8 hrs Capacity: 4.3 L Heat: max. 4.4 kW Room size: min. 44 m <sup>3</sup>	3 130 €
Prime Fire 2.0 990 Burner 	W: 990 mm / 39.0" H: 220 mm / 8.7" D: 280 mm / 11.0"	Burn time: max. 8 hrs Capacity: 5.5 L Heat: max. 7.0 kW Room size: min. 70 m <sup>3</sup>	4 295 €
Prime Fire 2.0 1190 Burner 	W: 1190 mm / 46.9" H: 220 mm / 8.7" D: 280 mm / 11.0"	Burn time: max. 9 hrs Capacity: 6.8 L Heat: max. 9.4 kW Room size: min. 94 m <sup>3</sup>	5 785 €
			Lead time: 10 working days

## PRIME FIRE 2.0 BURNER WITH ADAPTIVE FRAME WITH GLASS PANELS FOR TUNNEL, ROOM DIVIDER AND ISLAND ARRANGEMENTS

MODEL	DIMENSIONS	EFFICIENCY	PRICE
Prime Fire 2.0 590 Burner 	W: 946 mm / 37.2" D: 446 mm / 17.6" H: 220 mm / 8.7" H <sub>GLASS</sub> : 200 mm / 7.9"	Burn time: max. 5 hrs Capacity: 3.1 L Heat: max. 3.1 kW Room size: min. 31 m <sup>3</sup>	3 830 €
Prime Fire 2.0 790 Burner 	W: 946 mm / 37.2" D: 446 mm / 17.6" H: 220 mm / 8.7" H <sub>GLASS</sub> : 200 mm / 7.9"	Burn time: max. 8 hrs Capacity: 4.3 L Heat: max. 4.4 kW Room size: min. 44 m <sup>3</sup>	4 215 €
Prime Fire 2.0 990 Burner 	W: 1146 mm / 45.1" D: 446 mm / 17.6" H: 220 mm / 8.7" H <sub>GLASS</sub> : 200 mm / 7.9"	Burn time: max. 8 hrs Capacity: 5.5 L Heat: max. 7.0 kW Room size: min. 70 m <sup>3</sup>	5 445 €
Prime Fire 2.0 1190 Burner 	W: 1346 mm / 60" D: 446 mm / 17.6" H: 220 mm / 8.7" H <sub>GLASS</sub> : 200 mm / 7.9"	Burn time: max. 9 hrs Capacity: 6.8 L Heat: max. 9.4 kW Room size: min. 94 m <sup>3</sup>	6 995 €
			Lead time: 10 working days



CHECK THE BURNER

## OPTIONAL FEATURES PRIME FIRE 2.0 BURNERS

### OPTIONAL GLASS SCREENS

The glass screens must be installed alongside the burner in self-constructed tunnel, room divider and island housing.

GLASS SCREEN	DIMENSIONS	PRICE
for Prime Fire 2.0 590 Burner 	2x glass screens, 4x holders W: 500 mm / 19.7" w H: 200 mm / 7.9" T: 6 mm / 0.2"	<b>325 €</b>
for Prime Fire 2.0 790 Burner 	2x glass screens, 4x holders W: 700 mm / 27.6" H: 200 mm / 7.9" T: 6 mm / 0.2"	<b>350 €</b>
for Prime Fire 2.0 990 Burner 	2x glass screens, 4x holders W: 900 mm / 35.4" H: 200 mm / 7.9" T: 6 mm / 0.2"	<b>375 €</b>
for Prime Fire 2.0 1190 Burner 	2x glass screens, 4x holders W: 1150 mm / 45.3" H: 200 mm / 7.9" T: 6 mm / 0.2"	<b>430 €</b>

### TRAYS WITH STONES OR LOGS

	FIREPLACE LENGTH	590	790	990	1190
<b>Trays with logs</b> <small>(2 rows - front and behind of the fire line)</small> 		<b>350 €</b>	<b>350 €</b>	<b>390 €</b>	<b>590 €</b>
<b>Trays with stones</b> <small>(1 row - back of the fire line)</small> 		<b>135 €</b>	<b>135 €</b>	<b>180 €</b>	<b>270 €</b>

<b>SHS MODULE</b>
<b>805 €</b>

# FORMA 800 FIREPLACE

WITH PRIME FIRE 2.0 590 BURNER

planika

- remote control included
- automatic refill system
- 3 stage flame height
- BEV Technology®
- mobile app control
- CO<sub>2</sub> sensor
- zero clearance (Forma Fireplace)
- SHS compatible

<p><b>approx. VIEWING AREA</b> (see technical sheet for specific dimensions) W: 816 mm / 32" H: 508 mm / 20" D: 406 mm / 16"</p>	<p><b>Prime Fire 2.0 590 BURNER</b> Burn time: max. 5 hrs Capacity: 3.1 L Heat: max. 3.1 kW Room size: min. 31 m<sup>3</sup></p>
<p>Forma 800 <b>Single-Sided</b> Fireplace</p> 	<p><b>3 980 €</b></p>
<p>Forma 800 <b>Left Corner</b> Fireplace</p> 	<p><b>3 980 €</b></p>
<p>Forma 800 <b>Right Corner</b> Fireplace</p> 	<p><b>3 980 €</b></p>
<p>Forma 800 <b>Three-Sided</b> Fireplace</p> 	<p><b>3 980 €</b></p>
<p>Forma 800 <b>Tunnel</b> Fireplace (glass screens included)</p> 	<p><b>3 980 €</b></p>
<p>Forma 800 <b>Room Divider</b> Fireplace (glass screens included)</p> 	<p><b>3 980 €</b></p>
<p>Forma 800 <b>Island</b> Fireplace (glass screens included)</p> 	<p><b>3 980 €</b></p>
<p>Lead time: 10 working days</p>	



CHECK THE BURNER




TRAYS WITH LOGS	TRAYS WITH STONES	SHS MODULE
<p><b>350 €</b></p>	<p><b>135 €</b></p>	<p><b>805 €</b></p>

# FORMA 1000 FIREPLACE

WITH PRIME FIRE 2.0 790 BURNER

planika

- remote control included
- automatic refill system
- 3 stage flame height
- BEV Technology®
- mobile app control
- CO<sub>2</sub> sensor
- zero clearance (Forma Fireplace)
- SHS compatible

<p><b>approx. VIEWING AREA</b></p> <p><i>(see technical sheet for specific dimensions)</i></p> <p>W: 1016 mm / 40"</p> <p>H: 508 mm / 20"</p> <p>D: 406 mm / 16"</p>	<p><b>Prime Fire 2.0 790 BURNER</b></p> <p>Burning time: max. 8 hrs</p> <p>Tank capacity: 4.3 L</p> <p>Heat output: max. 4.4 kW</p> <p>Room cubature: min. 44 m<sup>3</sup></p>
<p>Forma 1000 <b>Single-Sided</b> Fireplace</p> 	<p><b>4 455 €</b></p>
<p>Forma 1000 <b>Left Corner</b> Fireplace</p> 	<p><b>4 455 €</b></p>
<p>Forma 1000 <b>Right Corner</b> Fireplace</p> 	<p><b>4 455 €</b></p>
<p>Forma 1000 <b>Three-Sided</b> Fireplace</p> 	<p><b>4 455 €</b></p>
<p>Forma 1000 <b>Tunnel</b> Fireplace <i>(glass screens included)</i></p> 	<p><b>4 455 €</b></p>
<p>Forma 1000 <b>Room Divider</b> Fireplace <i>(glass screens included)</i></p> 	<p><b>4 455 €</b></p>
<p>Forma 1000 <b>Island</b> Fireplace <i>(glass screens included)</i></p> 	<p><b>4 455 €</b></p>
<p>Lead time: 10 working days</p>	



CHECK THE BURNER








TRAYS WITH LOGS	TRAYS WITH STONES	SHS MODULE
<p><b>350 €</b></p>	<p><b>135 €</b></p>	<p><b>805 €</b></p>

# FORMA 1200 FIREPLACE

WITH PRIME FIRE 2.0 990 BURNER

planika

- remote control included
- automatic refill system
- 3 stage flame height
- BEV Technology®
- mobile app control
- CO<sub>2</sub> sensor
- zero clearance (Forma Fireplace)
- SHS compatible

<p>approx. VIEWING AREA</p> <p><i>(see technical sheet for specific dimensions)</i></p> <p>W: 1219 mm / 48"</p> <p>H: 508 mm / 20"</p> <p>D: 406 mm / 16"</p>	<p>Prime Fire 2.0 990 BURNER</p> <p>Burning time: max. 8 hrs</p> <p>Tank capacity: 5.5 L</p> <p>Heat output: max. 7.0 kW</p> <p>Room cubature: min. 70 m<sup>3</sup></p>
<p>Forma 1200 <b>Single-Sided</b> Fireplace</p> 	<p>5 755 €</p>
<p>Forma 1200 <b>Left Corner</b> Fireplace</p> 	<p>5 755 €</p>
<p>Forma 1200 <b>Right Corner</b> Fireplace</p> 	<p>5 755 €</p>
<p>Forma 1200 <b>Three-Sided</b> Fireplace</p> 	<p>5 755 €</p>
<p>Forma 1200 <b>Tunnel</b> Fireplace <i>(glass screens included)</i></p> 	<p>5 755 €</p>
<p>Forma 1200 <b>Room Divider</b> Fireplace <i>(glass screens included)</i></p> 	<p>5 755 €</p>
<p>Forma 1200 <b>Island</b> Fireplace <i>(glass screens included)</i></p> 	<p>5 755 €</p>
<p>Lead time: 10 working days</p>	



CHECK THE BURNER








TRAYS WITH LOGS	TRAYS WITH STONES	SHS MODULE
390 €	180 €	805 €

# FORMA 1500 FIREPLACE

WITH PRIME FIRE 2.0 1190 BURNER

planika

- remote control included
- automatic refill system
- 3 stage flame height
- BEV Technology®
- mobile app control
- CO<sub>2</sub> sensor
- zero clearance (Forma Fireplace)
- SHS compatible

<p>approx. VIEWING AREA</p> <p><i>(see technical sheet for specific dimensions)</i></p> <p>W: 1524 mm / 60"</p> <p>H: 508 mm / 20"</p> <p>D: 406 mm / 16"</p>	<p>Prime Fire 2.0 1190 BURNER</p> <p>Burning time: max. 9 hrs</p> <p>Tank capacity: 6.8 L</p> <p>Heat output: max. 9.4 kW</p> <p>Room cubature: min. 94 m<sup>3</sup></p>
<p>Forma 1500 <b>Single-Sided</b> Fireplace</p> 	<p>7 440 €</p>
<p>Forma 1500 <b>Left Corner</b> Fireplace</p> 	<p>7 440 €</p>
<p>Forma 1500 <b>Right Corner</b> Fireplace</p> 	<p>7 440 €</p>
<p>Forma 1500 <b>Three-Sided</b> Fireplace</p> 	<p>7 440 €</p>
<p>Forma 1500 <b>Tunnel</b> Fireplace <i>(glass screens included)</i></p> 	<p>7 440 €</p>
<p>Forma 1500 <b>Room Divider</b> Fireplace <i>(glass screens included)</i></p> 	<p>7 440 €</p>
<p>Forma 1500 <b>Island</b> Fireplace <i>(glass screens included)</i></p> 	<p>7 440 €</p>
<p>Lead time: 10 working days</p>	



CHECK THE BURNER

TRAYS WITH LOGS	TRAYS WITH STONES	SHS MODULE
590 €	270 €	805 €

# CENTRAL FIREPLACES WITH COMET BURNER

ETHANOL FIREPLACE WITH BEV TECHNOLOGY®

planika

- remote control included
- mobile app control
- touch display
- SHS compatible
- automatic refill system
- 6 stage flame height
- BEV Technology®
- CO<sub>2</sub> sensor

MODEL	DIMENSIONS	EFFICIENCY	PRICE
Comet Burner 	Ø: 650 mm / 25.6" H <sub>1</sub> : 305 mm / 12" H <sub>2</sub> : 274 mm / 10.8"	Burn time: max. 11 hrs Capacity: 9 L Heat: max. 10.9 kW Room size: min. 109 m <sup>3</sup>	<b>4 985 €</b>
Nest 	Ø: 783 mm / 30.8" H <sub>1</sub> : 423 mm / 16.7" H <sub>2</sub> : 259 mm / 10.2"	Burn time: max. 11 hrs Capacity: 9 L Heat: max. 10.9 kW Room size: min. 109 m <sup>3</sup>	<b>6 155 €</b>
<i>Lead time: 15 working days</i>			
Pillar 	Ø: 783 mm / 30.8" H <sub>1</sub> : 423 mm / 16.7" H <sub>2</sub> : on demand	Burn time: max. 11 hrs Capacity: 9 L Heat: max. 10.9 kW Room size: min. 109 m <sup>3</sup>	<b>9 020 €</b>
Pillar Silk Grey 	Ø: 783 mm / 30.8" H <sub>1</sub> : 423 mm / 16.7" H <sub>2</sub> : on demand	Burn time: max. 11 hrs Capacity: 9 L Heat: max. 10.9 kW Room size: min. 109 m <sup>3</sup>	<b>9 720 €</b>
Pillar Metallic Gold 	Ø: 783 mm / 30.8" H <sub>1</sub> : 423 mm / 16.7" H <sub>2</sub> : on demand	Burn time: max. 11 hrs Capacity: 9 L Heat: max. 10.9 kW Room size: min. 109 m <sup>3</sup>	<b>10 020 €</b>
<i>Lead time: 30 working days</i>			

## OPTIONAL ACCESSORIES




SHS MODULE <i>Comet, Pillar, Nest</i>	CUSTOM TOP FINISH <i>Comet, Pillar, Nest</i>	CUSTOM TOP SIZE OR SHAPE <i>Comet</i>	CUSTOM HOUSING RAL FINISH <i>Pillar</i>
<b>805 €</b>	<b>1 240 €</b>	<b>PRICE ON REQUEST</b>	<b>2 500 €</b>
<i>Lead time: 30 working days + 50% advance payment</i>			

# NEO BURNER

AUTOMATIC ETHANOL FIRES WITH BEV TECHNOLOGY®

planika

- remote control included
- automatic refill system
- 2 stage flame height
- BEV Technology®
- CO<sub>2</sub> sensor
- logs set included

MODEL	DIMENSIONS	EFFICIENCY	PRICE
<p>Neo 500 Burner</p> 	<p>W: 500 mm / 19.7" H: 135 mm / 5.3" D: 260 mm / 10.2"</p>	<p>Burn time: <b>max. 4 hrs</b> Capacity: 1.3 L Heat: <b>max. 3.4 kW</b> Room size: <b>min. 34 m<sup>3</sup></b></p>	<p><b>1 860 €</b></p>
<p>Neo 750 Burner</p> 	<p>W: 750 mm / 29.5" H: 135 mm / 5.3" D: 260 mm / 10.2"</p>	<p>Burn time: <b>max. 6 hrs</b> Capacity: 2.1 L Heat: <b>max. 4.1 kW</b> Room size: <b>min. 41 m<sup>3</sup></b></p>	<p><b>2 325 €</b></p>
<p>Neo 1000 Burner</p> 	<p>W: 1000 mm / 39.4" H: 135 mm / 5.3" D: 260 mm / 10.2"</p>	<p>Burn time: <b>max. 4 hrs</b> Capacity: 2.9 L Heat: <b>max. 5.9 kW</b> Room size: <b>min. 59 m<sup>3</sup></b></p>	<p><b>3 130 €</b></p>
			<p>Lead time: 10 working days</p>

# NEO FIREPLACE

AUTOMATIC ETHANOL FIRES WITH BEV TECHNOLOGY®

planika

- zero clearance
- remote control included
- automatic refill system
- 2 stage flame height
- BEV Technology®
- CO<sub>2</sub> sensor
- logs set included

MODEL	DIMENSIONS	EFFICIENCY	PRICE
<p>Neo 500 <b>Single-Sided</b> Fireplace</p> 	<p>VIEWING AREA                      W: 740 mm / 29.1"                      H: 350 mm / 13.8"                      D: 310 mm / 12.2"</p>	<p>Burn time: <b>max. 4 hrs</b>                      Capacity: 1.3 L                      Heat: <b>max. 3.4 kW</b>                      Room size: <b>min. 34 m<sup>3</sup></b></p>	<p><b>2 335 €</b></p>
<p>Neo 500 <b>Right Corner</b> Fireplace</p> 	<p>VIEWING AREA                      W: 740 mm / 29.1"                      H: 350 mm / 13.8"                      D: 310 mm / 12.2"</p>	<p>Burn time: <b>max. 4 hrs</b>                      Capacity: 1.3 L                      Heat: <b>max. 3.4 kW</b>                      Room size: <b>min. 34 m<sup>3</sup></b></p>	<p><b>2 335 €</b></p>
<p>Neo 500 <b>Left Corner</b> Fireplace</p> 	<p>VIEWING AREA                      W: 740 mm / 29.1"                      H: 350 mm / 13.8"                      D: 310 mm / 12.2"</p>	<p>Burn time: <b>max. 4 hrs</b>                      Capacity: 1.3 L                      Heat: <b>max. 3.4 kW</b>                      Room size: <b>min. 34 m<sup>3</sup></b></p>	<p><b>2 335 €</b></p>
<p>Neo 500 <b>Three-Sided</b> Fireplace</p> 	<p>VIEWING AREA                      W: 740 mm / 29.1"                      H: 350 mm / 13.8"                      D: 310 mm / 12.2"</p>	<p>Burn time: <b>max. 4 hrs</b>                      Capacity: 1.3 L                      Heat: <b>max. 3.4 kW</b>                      Room size: <b>min. 34 m<sup>3</sup></b></p>	<p><b>2 335 €</b></p>
			<p>Lead time: 10 working days</p>

# NEO FIREPLACE

AUTOMATIC ETHANOL FIRES WITH BEV TECHNOLOGY®

planika

- zero clearance
- remote control included
- automatic refill system
- 2 stage flame height
- BEV Technology®
- CO<sub>2</sub> sensor
- logs set included

MODEL	DIMENSIONS	EFFICIENCY	PRICE
<p>Neo 750 <b>Single-Sided</b> Fireplace</p> 	<p>VIEWING AREA                      W: 990 mm / 39.0"                      H: 350 mm / 13.8"                      D: 310 mm / 12.2"</p>	<p>Burn time: <b>max. 6 hrs</b>                      Capacity: 2.1 L                      Heat: <b>max. 4.1 kW</b>                      Room size: <b>min. 41 m<sup>3</sup></b></p>	<p><b>2 920 €</b></p>
<p>Neo 750 <b>Right Corner</b> Fireplace</p> 	<p>VIEWING AREA                      W: 990 mm / 39.0"                      H: 350 mm / 13.8"                      D: 310 mm / 12.2"</p>	<p>Burn time: <b>max. 6 hrs</b>                      Capacity: 2.1 L                      Heat: <b>max. 4.1 kW</b>                      Room size: <b>min. 41 m<sup>3</sup></b></p>	<p><b>2 920 €</b></p>
<p>Neo 750 <b>Left Corner</b> Fireplace</p> 	<p>VIEWING AREA                      W: 990 mm / 39.0"                      H: 350 mm / 13.8"                      D: 310 mm / 12.2"</p>	<p>Burn time: <b>max. 6 hrs</b>                      Capacity: 2.1 L                      Heat: <b>max. 4.1 kW</b>                      Room size: <b>min. 41 m<sup>3</sup></b></p>	<p><b>2 920 €</b></p>
<p>Neo 750 <b>Three-Sided</b> Fireplace</p> 	<p>VIEWING AREA                      W: 990 mm / 39.0"                      H: 350 mm / 13.8"                      D: 310 mm / 12.2"</p>	<p>Burn time: <b>max. 6 hrs</b>                      Capacity: 2.1 L                      Heat: <b>max. 4.1 kW</b>                      Room size: <b>min. 41 m<sup>3</sup></b></p>	<p><b>2 920 €</b></p>
			<p>Lead time: 10 working days</p>

# NEO FIREPLACE

AUTOMATIC ETHANOL FIRES WITH BEV TECHNOLOGY®

planika

- zero clearance
- remote control included
- automatic refill system
- 2 stage flame height
- BEV Technology®
- CO<sub>2</sub> sensor
- logs set included

MODEL	DIMENSIONS	EFFICIENCY	PRICE
<p>Neo 1000 <b>Single-Sided</b> Fireplace</p> 	<p>VIEWING AREA                      W: 1169 mm / 46.0"                      H: 400 mm / 15.7"                      D: 310 mm / 12.2"</p>	<p>Burn time: <b>max. 4 hrs</b>                      Capacity: 2.9 L                      Heat: <b>max. 5.9 kW</b>                      Room size: <b>min. 59 m<sup>3</sup></b></p>	<p><b>3 830 €</b></p>
<p>Neo 1000 <b>Right Corner</b> Fireplace</p> 	<p>VIEWING AREA                      W: 1169 mm / 46.0"                      H: 400 mm / 15.7"                      D: 310 mm / 12.2"</p>	<p>Burn time: <b>max. 4 hrs</b>                      Capacity: 2.9 L                      Heat: <b>max. 5.9 kW</b>                      Room size: <b>min. 59 m<sup>3</sup></b></p>	<p><b>3 830 €</b></p>
<p>Neo 1000 <b>Left Corner</b> Fireplace</p> 	<p>VIEWING AREA                      W: 1169 mm / 46.0"                      H: 400 mm / 15.7"                      D: 310 mm / 12.2"</p>	<p>Burn time: <b>max. 4 hrs</b>                      Capacity: 2.9 L                      Heat: <b>max. 5.9 kW</b>                      Room size: <b>min. 59 m<sup>3</sup></b></p>	<p><b>3 830 €</b></p>
<p>Neo 1000 <b>Three-Sided</b> Fireplace</p> 	<p>VIEWING AREA                      W: 1169 mm / 46.0"                      H: 400 mm / 15.7"                      D: 310 mm / 12.2"</p>	<p>Burn time: <b>max. 4 hrs</b>                      Capacity: 2.9 L                      Heat: <b>max. 5.9 kW</b>                      Room size: <b>min. 59 m<sup>3</sup></b></p>	<p><b>3 830 €</b></p>


Lead time: 10 working days

# FREESTANDING FIREPLACES

WITH NEO BURNER

planika

- remote control included
- automatic refill system
- 2 stage flame height
- BEV Technology®
- CO<sub>2</sub> sensor
- logs set included

MODEL	DIMENSIONS	EFFICIENCY	PRICE
<p>Cottage</p> 	<p>W: 600 mm / 23.6" H: 612 mm / 24.1" D: 320 mm / 12.6"</p>	<p>Burn time: max. 4 hrs Capacity: 1.3 L Heat: max. 4.1 kW Room size: min. 41 m<sup>3</sup></p>	<p><b>2 320 €</b></p>
			<p>Lead time: 10 working days</p>

## OPTIONAL ACCESSORIES

COTTAGE LOGBOX <small>(logs are not included)</small>

<p><b>500 €</b></p>

- enclosed in tempered glass
- remote control included
- mobile app control
- SHS compatible
- automatic refill system
- 6 stage flame height
- BEV Technology®
- LCD display
- CO<sub>2</sub> sensor
- burning logs included

MODEL	DIMENSIONS	EFFICIENCY	PRICE
Vitro Room Divider 	W: 970 mm / 38.2" H: 2010 mm / 79.1" D: 555 mm / 21.8"	Burn time: max. 17.5 hrs Capacity: 10.5 L Heat: max. 9.5 kW	10 300 €
Vitro Left Corner 	W: 970 mm / 38.2" H: 2010 mm / 79.1" D: 556 mm / 21.9"	Burn time: max. 17.5 hrs Capacity: 10.5 L Heat: max. 9.5 kW	10 300 €
Vitro Right Corner 	W: 970 mm / 38.2" H: 2010 mm / 79.1" D: 556 mm / 21.9"	Burn time: max. 17.5 hrs Capacity: 10.5 L Heat: max. 9.5 kW	10 300 €
Sono Three-Sided 	W: 872 mm / 34.3" H: 1470 mm / 57.9" D: 653 mm / 25.7"	Burn time: max. 17.5 hrs Capacity: 10.5 L Heat: max. 9.5 kW	9 900 €
Sono Left Corner 	W: 873 mm / 34.4" H: 1470 mm / 57.9" D: 653 mm / 25.7"	Burn time: max. 17.5 hrs Capacity: 10.5 L Heat: max. 9.5 kW	9 900 €
Sono Right Corner 	W: 873 mm / 34.4" H: 1470 mm / 57.9" D: 653 mm / 25.7"	Burn time: max. 17.5 hrs Capacity: 10.5 L Heat: max. 9.5 kW	9 900 €

Lead time: 10 working days

### OPTIONAL ACCESSORIES

OPTIWHITE GLASS	VITRO ROOM DIVIDER	VITRO LEFT/RIGHT CORNER	SONO THREE-SIDED	SONO LEFT/RIGHT CORNER
	550 €	450 €	450 €	350 €



CHECK THE BURNER

# PANORAMA FIREPLACE

## WITH AUTOMATIC ETHANOL BURNER

planika

- zero clearance
- enclosed in tempered glass
- remote control included
- mobile app control
- SHS compatible
- automatic refill system
- 6 stage flame height
- BEV Technology®
- LCD display
- CO<sub>2</sub> sensor

Burning time: **max. 10 hrs**

Tank capacity: **5.5 L**

Heat output: **max. 7.0 kW**

Room cubature: **min. 70 m<sup>3</sup>**

Viewing area

(see technical sheet for specific dimensions)

W: 1219 mm / 48"

H: 508 mm / 20"

D: 406 mm / 16"

Panorama **Single-Sided** Fireplace



9 720 €

Panorama **Tunnel** Fireplace



10 090 €

Panorama **Left Corner** Fireplace



9 780 €

Panorama **Room Divider** Fireplace



10 150 €

Panorama **Right Corner** Fireplace



9 780 €

Panorama **Island** Fireplace



10 210 €

Panorama **Three-Sided** Fireplace



9 840 €

Lead time: 10 working days

### OPTIONAL ACCESSORIES

CERAMIC LOGS OR WHITE STONES AND GLOWING FIBRES

385 €

SHS MODULE

805 €



Single-Sided



Left Corner



Right Corner



Three-Sided



Tunnel



Room Divider



Island

# FREESTANDING FIREPLACES

WITH BEV TECHNOLOGY®

planika

- plug & play fireplaces
- remote control included
- 2 stage flame height
- BEV Technology®
- automatic refill system
- CO<sub>2</sub> sensor
- Logs set included (Basket Fire Logs)

MODEL	DIMENSIONS	EFFICIENCY	PRICE
Basket Fire Logs 	W: 550 mm / 21.7" H: 163 mm / 6.4" D: 265 mm / 10.4"	Burn time: max. 6.5 hrs Capacity: 1.8 L Heat: max. 2.8 kW Room size: min. 28 m <sup>3</sup>	<b>2 780 €</b>
Scandi 	W: 400 mm / 15.7" H: 1000 mm / 39.4" D: 320 mm / 12.6"	Burn time: max. 33 hrs Capacity: 5.0 L Heat: max. 3.5 kW Room size: min. 35 m <sup>3</sup>	<b>2 750 €</b>
Polaris 	W: 400 mm / 15.7" H: 1262 mm / 49.7" D: 321 mm / 12.6"	Burn time: max. 20 hrs Capacity: 5.0 L Heat: max. 3.5 kW Room size: min. 35 m <sup>3</sup>	<b>2 440 €</b>
Rock Core 	W: 500 mm / 19.7" H: 1357 mm / 53.4" D: 400 mm / 15.7"	Burn time: max. 20 hrs Capacity: 5.0 L Heat: max. 3.5 kW Room size: min. 35 m <sup>3</sup>	<b>2 665 €</b>
Rock Daze / Nacre / Laurent / Kreta 	W: 500 mm / 19.7" H: 1604 mm / 63.1" D: 400 mm / 15.7"	Burn time: max. 20 hrs Capacity: 5.0 L Heat: max. 3.5 kW Room size: min. 35 m <sup>3</sup>	<b>3 835 €</b>

Daze finish is available until stock lasts.

Lead time: 10 working days

## OPTIONAL ACCESSORIES

DECORATIVE GRATE <i>Basket Fire Logs</i>	CERAMIC LOGS SET AND GLOWING FIBRES	
	<i>Scandi and Polaris</i>	<i>Rock</i>
		
<b>90 €</b>	<b>115 €</b>	<b>150 €</b>

# INDOOR / OUTDOOR FIRE TABLES

WITH THE AUTOMATIC BEV TECHNOLOGY®

planika

- BEV Technology®
- plug & play
- remote control included
- mobile app control
- automatic refill system
- 6 stage flame height

MODEL	DIMENSIONS	EFFICIENCY	PRICE
<p>Comet Table Laurent / Kreta / Nacre / Daze</p>  <p><b>DEKTON®</b></p>	<p>Ø: 1150 mm / 45.3" H: 437 mm / 17.2"</p>	<p>Burn time: <b>max. 22.0 hrs</b> Capacity: 16.7 L Heat: <b>max. 10.6 kW</b> Room size: <b>min. 106 m³</b></p>	<p><b>6 700 €</b></p>
<p>Cabo Table Nacre / Laurent / Kreta / Daze</p>  <p><b>DEKTON®</b></p>	<p>W: 1400 mm / 55.1" H: 504 mm / 19.8" D: 760 mm / 29.9"</p>	<p>Burn time: <b>max. 15.0 hrs</b> Capacity: 10.5 L Heat: <b>max. 9.4 kW</b> Room size: <b>min. 94 m³</b></p>	<p><b>6 600 €</b></p>
<p><i>Daze finish is available until stock lasts.</i></p>			<p><i>Lead time: 10 working days</i></p>

## OPTIONAL ACCESSORIES

<p>CABO TABLE COVER</p> 	<p><b>250 €</b></p>
---	---------------------

# OUTDOOR ETHANOL FIREPLACES

WITH THE AUTOMATIC BEV TECHNOLOGY®

planika

- plug & play
- remote control included
- mobile app control
- automatic refill system
- 6 stage flame height
- BEV Technology®

MODEL	DIMENSIONS	EFFICIENCY	PRICE
<p>Comet Outdoor</p> 	<p>Ø: 700 mm / 27.6" H: 375 mm / 14.8"</p>	<p>Burn time: max. 22.0 hrs Capacity: 16.7 L Heat: max. 10.6 kW Room size: min. 106 m³</p>	<p><b>4 500 €</b></p>
<p>Cabo Burner</p> 	<p>W: 1190 mm / 46.8" H: 449 mm / 17.7" D: 280 mm / 11.0"</p>	<p>Burn time: max. 15.0 hrs Capacity: 10.5 L Heat: max. 9.4 kW Room size: min. 94 m³</p>	<p><b>4 500 €</b></p>
<p>Cabo Nacre / Laurent / Kreta / Daze</p>  <p>DEKTON®</p>	<p>W: 1190 mm / 46.8" H: 480 mm / 18.9" D: 280 mm / 11.0"</p>	<p>Burn time: max. 15.0 hrs Capacity: 10.5 L Heat: max. 9.4 kW Room size: min. 94 m³</p>	<p><b>5 700 €</b></p>
<p>Porto Core</p> 	<p>W: 400 mm / 15.7" H: 1147 mm / 45.0" D: 400 mm / 15.7"</p>	<p>Burn time: max. 14.0 hrs Capacity: 5.0 L Heat: max. 3.7 kW Room size: min. 37 m³</p>	<p><b>1 900 €</b></p>
<p>Porto Nacre / Laurent / Kreta / Daze</p>  <p>DEKTON®</p>	<p>W: 400 mm / 15.7" H: 1147 mm / 45.0" D: 400 mm / 15.7"</p>	<p>Burn time: max. 14.0 hrs Capacity: 5.0 L Heat: max. 3.7 kW Room size: min. 37 m³</p>	<p><b>2 900 €</b></p>

Daze finish is available until stock lasts.

Lead time: 10 working days

## OPTIONAL ACCESSORIES

<p>CABO COVER</p> 	<p>PORTO COVER</p> 
<p><b>150 €</b></p>	<p><b>120 €</b></p>


# OUTDOOR ETHANOL FIREPLACES

WITH COMMERCE TECHNOLOGY®

planika

MODEL	DIMENSIONS	EFFICIENCY	PRICE
Jar 	Ø: 410 mm / 16.1" H: 795 mm / 31.3"	Burn time: <b>max. 7 hrs</b> Capacity: <b>3.0 L</b> Heat: <b>max. 2.5 kW</b> Room size: <b>min. 25 m<sup>3</sup></b>	<b>1 775 €</b>
Totem 	Ø: 395 mm / 15.6" H: 1070 mm / 42.1"	Burn time: <b>max. 7 hrs</b> Capacity: <b>3.0 L</b> Heat: <b>max. 2.5 kW</b> Room size: <b>min. 25 m<sup>3</sup></b>	<b>1 330 €</b>
Rondo 	Ø: 412 mm / 16.2" H: 412 mm / 16.2"	Burn time: <b>max. 7 hrs</b> Capacity: <b>3.0 L</b> Heat: <b>max. 2.5 kW</b> Room size: <b>min. 25 m<sup>3</sup></b>	<b>480 €</b>
Simple 	Ø: 308 mm / 12.1" H: 418 mm / 16.5"	Burn time: <b>max. 4 hrs</b> Capacity: <b>1.5 L</b> Heat: <b>max. 2.5 kW</b> Room size: <b>min. 25 m<sup>3</sup></b>	<b>445 €</b>
			<i>Lead time: 5-10 working days</i>

## OPTIONAL ACCESSORIES

COVER <i>for Jar and Totem</i> 	<b>120 €</b>
---	--------------

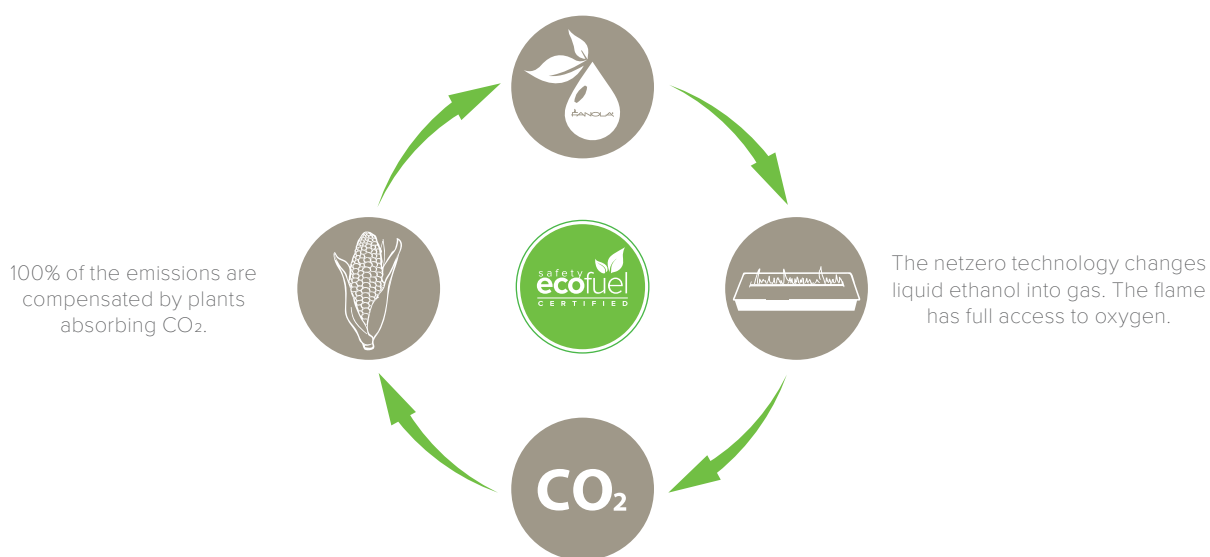
PRODUCT	QUANTITY	PRICE
<p>Fanola® in bottle</p> 	12 x 1L	<b>26 €*</b> (12 bottles)
<p>Fanola® in canister</p> 	4 x 5L	<b>42 €*</b> (4 canisters)

\*Fanola fuel is not subject to discounts

# biofuel for fireplace

renewable energy source

Ethanol is an organic distillate made from plants.  
It is known to produce lower CO<sub>2</sub> emissions.



The clean burning of ethanol vapour emits significantly less CO<sub>2</sub> than regular fireplaces.  
No ash, soot or smoke are produced.

Product specifications and prices are subject to change.  
The current price sheets are available at <http://download.planikafires.com>

The fuel consumption figures provided are based on laboratory testing at the lowest flame level.  
The actual consumption of individual devices may vary.

Technology tested by TÜV laboratory,  
DIN standard 4734-1:2011-01  
European Technology Patent: EP2 549 182

Planika Production Plant Poland  
Bydgoskich Przemysłowców 10  
85-862 Bydgoszcz  
Tel. +48 52 364 11 60

[planika@planika.com](mailto:planika@planika.com)  
[www.planika.com](http://www.planika.com)  
[www.fanola.com](http://www.fanola.com)

planika

