

planika

ETHANOL FIREPLACES PREMIUM COLLECTION

PLANIKA 2026

VALID FROM JANUARY 2026

GBP PRICELIST



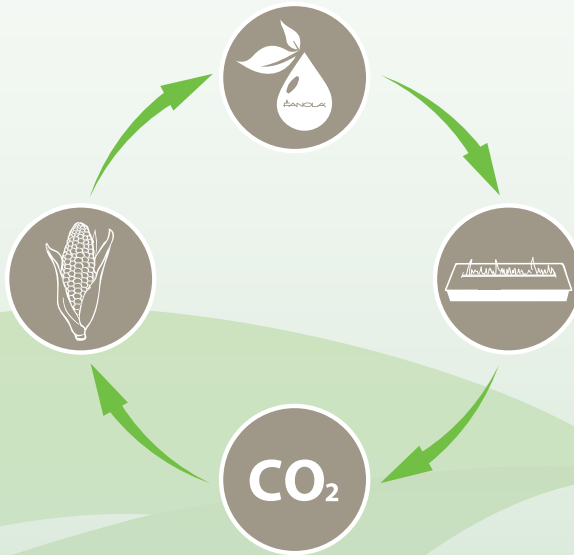
planika

Our contribution to achieve CO₂ neutrality.

Our mission is to give you modern fireplaces that are safe, convenient and eco-friendly. Over the years we have developed the innovative BEV Technology[®] that allowed us to create an exceptionally clean and fully automated burning process of ethanol vapours. It produces lower carbon emissions and is safe for the environment. Discover ecological fireplaces of the future.

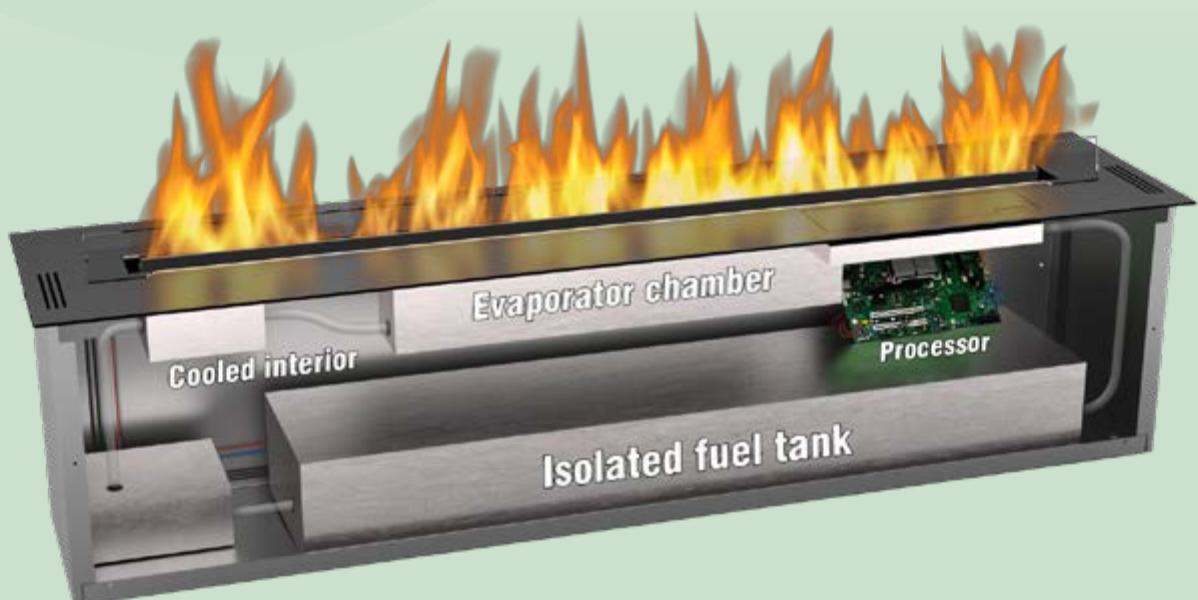
Ethanol is an organic distillate made from plants.
It is known to produce lower CO₂ emissions.

100% of the emissions are compensated by plants absorbing CO₂.



The netzero technology changes liquid ethanol into gas. The flame has full access to oxygen.

The clean burning of ethanol vapour emits significantly less CO₂ than regular fireplaces.
No ash, soot or smoke are produced.



FLA4 BURNER

AUTOMATIC ETHANOL BURNER WITH BEV TECHNOLOGY®

- remote control included
- touch display
- automatic refill system
- BEV Technology®
- mobile app control
- SHS compatible
- 6 stage flame height
- CO₂ sensor

MODEL	DIMENSIONS	EFFICIENCY	PRICE
FLA4 590 Burner 	W: 590 mm / 23.2" H: 220 mm / 8.7" D: 280 mm / 11.0"	Burn time: max. 5 hrs Capacity: 3.1 L Heat: max. 3.1 kW Room size: min. 31 m ³	£ 3 875
FLA4 790 Burner 	W: 790 mm / 31.1" H: 220 mm / 8.7" D: 280 mm / 11.0"	Burn time: max. 8 hrs Capacity: 4.3 L Heat: max. 4.4 kW Room size: min. 44 m ³	£ 4 725
FLA4 990 Burner 	W: 990 mm / 39.0" H: 220 mm / 8.7" D: 280 mm / 11.0"	Burn time: max. 8 hrs Capacity: 5.5 L Heat: max. 7.0 kW Room size: min. 70 m ³	£ 5 740
FLA4 1190 Burner 	W: 1190 mm / 46.9" H: 220 mm / 8.7" D: 280 mm / 11.0"	Burn time: max. 9 hrs Capacity: 6.8 L Heat: max. 9.4 kW Room size: min. 94 m ³	£ 6 820
FLA4 1490 Burner 	W: 1490 mm / 58.7" H: 220 mm / 8.7" D: 280 mm / 11.0"	Burn time: max. 9 hrs Capacity: 8.6 L Heat: max. 13.0 kW Room size: min. 130 m ³	£ 8 505
FLA4 1990 Burner 	W: 1990 mm / 78.3" H: 220 mm / 8.7" D: 280 mm / 11.0"	Burn time: max. 10 hrs Capacity: 11.7 L Heat: max. 18.0 kW Room size: min. 180 m ³	£ 12 155
FLA4 2490 Burner 	W: 2490 mm / 98.0" H: 220 mm / 8.7" D: 280 mm / 11.0"	Burn time: max. 10 hrs Capacity: 14.8 L Heat: max. 22.5 kW Room size: min. 225 m ³	£ 15 460

Lead time: 10 working days



CHECK THE BURNER

FLA4+ BURNER

AUTOMATIC ETHANOL BURNER WITH BEV TECHNOLOGY®

planika

- larger reservoir
- remote control included
- mobile app control
- touch display
- SHS compatible
- automatic refill system
- 6 stage flame height
- BEV Technology®
- CO₂ sensor

MODEL	DIMENSIONS	EFFICIENCY	PRICE
FLA4+ 590 Burner 	W: 590 mm / 23.2" H: 305 mm / 12.0" D: 280 mm / 11.0"	Burn time: max. 16 hrs Capacity: 9.6 L Heat: max. 3.1 kW Room size: min. 31 m ³	£ 5 110
FLA4+ 790 Burner 	W: 790 mm / 31.1" H: 305 mm / 12.0" D: 280 mm / 11.0"	Burn time: max. 25 hrs Capacity: 13.4 L Heat: max. 4.4 kW Room size: min. 44 m ³	£ 5 740
FLA4+ 990 Burner 	W: 990 mm / 39.0" H: 305 mm / 12.0" D: 280 mm / 11.0"	Burn time: max. 26 hrs Capacity: 17.2 L Heat: max. 7.0 kW Room size: min. 70 m ³	£ 6 820
FLA4+ 1190 Burner 	W: 1190 mm / 46.9" H: 305 mm / 12.0" D: 280 mm / 11.0"	Burn time: max. 30 hrs Capacity: 21.0 L Heat: max. 9.4 kW Room size: min. 94 m ³	£ 8 235
FLA4+ 1490 Burner 	W: 1490 mm / 58.7" H: 305 mm / 12.0" D: 280 mm / 11.0"	Burn time: max. 30 hrs Capacity: 26.8 L Heat: max. 13.0 kW Room size: min. 130 m ³	£ 9 795
FLA4+ 1990 Burner 	W: 1990 mm / 78.3" H: 305 mm / 12.0" D: 280 mm / 11.0"	Burn time: max. 31 hrs Capacity: 36.3 L Heat: max. 18.0 kW Room size: min. 180 m ³	£ 13 375
FLA4+ 2490 Burner 	W: 2490 mm / 98.0" H: 305 mm / 12.0" D: 280 mm / 11.0"	Burn time: max. 31 hrs Capacity: 45.9 L Heat: max. 22.5 kW Room size: min. 225 m ³	£ 16 750

Lead time: 10 working days










CHECK THE BURNER

FLA4/FLA4+ BURNER WITH ADAPTIVE FRAME WITH GLASS PANELS

planika

FOR TUNNEL, ROOM DIVIDER AND ISLAND ARRANGEMENTS

- remote control included
- touch display
- automatic refill system
- BEV Technology®
- mobile app control
- SHS compatible
- 6 stage flame height
- CO₂ sensor

MODEL	DIMENSIONS	EFFICIENCY FLA 4 / FLA 4+	PRICE	
			FLA 4	FLA 4+
FLA4/FLA4+ 590 Burner 	W: 946 mm / 37.2" D: 446 mm / 17.6" H _{FLA4} : 220 mm / 8.7" H _{FLA4+} : 305 mm / 12.0" H _{GLASS} : 200 mm / 7.9"	Burn time: max. 5 hrs / 16 hrs Capacity: 3.1 L / 9.6 L Heat: max. 3.1 kW Room size: min. 31 m ³	£ 4 705	£ 5 945
FLA4/FLA4+ 790 Burner 	W: 946 mm / 37.2" D: 446 mm / 17.6" H _{FLA4} : 220 mm / 8.7" H _{FLA4+} : 305 mm / 12.0" H _{GLASS} : 200 mm / 7.9"	Burn time: max. 8 hrs / 25 hrs Capacity: 4.3 L / 13.4 L Heat: max. 4.4 kW Room size: min. 44 m ³	£ 5 610	£ 6 635
FLA4/FLA4+ 990 Burner 	W: 1146 mm / 45.1" D: 446 mm / 17.6" H _{FLA4} : 220 mm / 8.7" H _{FLA4+} : 305 mm / 12.0" H _{GLASS} : 200 mm / 7.9"	Burn time: max. 8 hrs / 26 hrs Capacity: 5.5 L / 17.2 L Heat: max. 7.0 kW Room size: min. 70 m ³	£ 6 680	£ 7 750
FLA4/FLA4+ 1190 Burner 	W: 1346 mm / 60" D: 446 mm / 17.6" H _{FLA4} : 220 mm / 8.7" H _{FLA4+} : 305 mm / 12.0" H _{GLASS} : 200 mm / 7.9"	Burn time: max. 9 hrs / 30 hrs Capacity: 6.8 L / 21.0 L Heat: max. 9.4 kW Room size: min. 94 m ³	£ 7 805	£ 9 225
FLA4/FLA4+ 1490 Burner 	W: 1646 mm / 64.8" D: 446 mm / 17.6" H _{FLA4} : 220 mm / 8.7" H _{FLA4+} : 305 mm / 12.0" H _{GLASS} : 200 mm / 7.9"	Burn time: max. 9 hrs / 30 hrs Capacity: 8.6 L / 26.8 L Heat: max. 13.0 kW Room size: min. 130 m ³	£ 9 550	£ 10 840
FLA4/FLA4+ 1990 Burner 	W: 2146 mm / 84.5" D: 446 mm / 17.6" H _{FLA4} : 220 mm / 8.7" H _{FLA4+} : 305 mm / 12.0" H _{GLASS} : 200 mm / 7.9"	Burn time: max. 10 hrs / 31 hrs Capacity: 11.7 L / 36.3 L Heat: max. 18.0 kW Room size: min. 180 m ³	£ 13 650	£ 14 870
FLA4/FLA4+ 2490 Burner 	W: 2822 mm / 111.1" D: 446 mm / 17.6" H _{FLA4} : 220 mm / 8.7" H _{FLA4+} : 305 mm / 12.0" H _{GLASS} : 200 mm / 7.9"	Burn time: max. 10 hrs / 31 hrs Capacity: 14.8 L / 45.9 L Heat: max. 22.5 kW Room size: min. 225 m ³	£ 17 230	£ 18 520

Lead time: 10 working days










CHECK THE BURNER

OPTIONAL FEATURES FOR FLA4 AND FLA4+ BURNERS

SHS MODULE	CUSTOM LENGTH	CUSTOM TOP FINISH						
		590	790	990	1190	1490	1990	2490
£ 665	PRICE ON REQUEST	£ 975	£ 1 025	£ 1 075	£ 1 130	£ 1 210	£ 1 320	£ 1 420
		Lead time: 30 working days + 50% advance payment						

GLASS SCREENS

The glass screens must be installed alongside the burner in self-constructed tunnel, room divider and island housing.

GLASS SCREEN	DIMENSIONS	PRICE
for FLA4 590 and FLA4+ 590 Burners 	2x glass screens, 4x holders W: 500 mm / 19.7" H: 200 mm / 7.9" T: 6 mm / 0.2"	£ 325
for FLA4 790 and FLA4+ 790 Burners 	2x glass screens, 4x holders W: 700 mm / 27.6" H: 200 mm / 7.9" T: 6 mm / 0.2"	£ 350
for FLA4 990 and FLA4+ 990 Burners 	2x glass screens, 4x holders W: 900 mm / 35.4" H: 200 mm / 7.9" T: 6 mm / 0.2"	£ 375
for FLA4 1190 and FLA4+ 1190 Burners 	2x glass screens, 4x holders W: 1150 mm / 45.3" H: 200 mm / 7.9" T: 6 mm / 0.2"	£ 430
for FLA4 1490 and FLA4+ 1490 Burners 	2x glass screens, 4x holders W: 1400 mm / 55.1" H: 200 mm / 7.9" T: 6 mm / 0.2"	£ 465
for FLA4 1990 and FLA4+ 1990 Burners 	4x glass screens, 8x holders W: 900 mm / 35.4" H: 200 mm / 7.9" T: 6 mm / 0.2"	£ 750
for FLA4 2490 and FLA4+ 2490 Burners 	4x glass screens, 8x holders W: 1150 mm / 45.3" H: 200 mm / 7.9" T: 6 mm / 0.2"	£ 860

TRAYS WITH STONES OR LOGS

	FIREPLACE LENGTH	590	790	990	1190	1490	1990	2490
Trays with logs <small>(2 rows - front and behind of the fire line)</small> 		£ 310	£ 310	£ 345	£ 520	£ 605	£ 785	£ 1 010
Trays with stones <small>(1 row - back of the fire line)</small> 		£ 120	£ 120	£ 160	£ 240	£ 275	£ 395	£ 515

FORMA 800 FIREPLACE

WITH FLA4 590 /FLA4+ 590 BURNER

planika

- zero clearance
- remote control included
- mobile app control
- touch display
- SHS compatible
- automatic refill system
- 6 stage flame height
- BEV Technology®
- CO₂ sensor

approx. VIEWING AREA <i>(see technical sheet for specific dimensions)</i> W: 816 mm / 32" H: 508 mm / 20" D: 406 mm / 16"	FLA4 590 BURNER Burn time: max. 5 hrs Capacity: 3.1 L Heat: max. 3.1 kW Room size: min. 31 m ³	FLA4+ 590 BURNER Burn time: max. 16 hrs Capacity: 9.6 L Heat: max. 3.1 kW Room size: min. 31 m ³
Forma 800 Single-Sided Fireplace 	£ 4 985	£ 6 220
Forma 800 Left Corner Fireplace 	£ 4 985	£ 6 220
Forma 800 Right Corner Fireplace 	£ 4 985	£ 6 220
Forma 800 Three-Sided Fireplace 	£ 4 985	£ 6 220
Forma 800 Tunnel Fireplace <i>(glass screens included)</i> 	£ 4 985	£ 6 220
Forma 800 Room Divider Fireplace <i>(glass screens included)</i> 	£ 4 985	£ 6 220
Forma 800 Island Fireplace <i>(glass screens included)</i> 	£ 4 985	£ 6 220
<i>Lead time: 10 working days</i>		



TRAYS WITH LOGS	TRAYS WITH STONES	SHS MODULE	CUSTOM LENGTH
£ 310	£ 120	£ 665	ON REQUEST
<i>Lead time: 20 working days + 50% advance payment</i>			

FORMA 1000 FIREPLACE

WITH FLA4 790 /FLA4+ 790 BURNER

planika

- zero clearance
- remote control included
- mobile app control
- touch display
- SHS compatible
- automatic refill system
- 6 stage flame height
- BEV Technology®
- CO₂ sensor

approx. VIEWING AREA <i>(see technical sheet for specific dimensions)</i> W: 1016 mm / 40" H: 508 mm / 20" D: 406 mm / 16"	FLA4 790 BURNER Burn time: max. 8 hrs Capacity: 4.3 L Heat: max. 4.4 kW Room size: min. 44 m ³	FLA4+ 790 BURNER Burn time: max. 25 hrs Capacity: 13.4 L Heat: max. 4.4 kW Room size: min. 44 m ³
Forma 1000 Single-Sided Fireplace 	£ 5 985	£ 7 010
Forma 1000 Left Corner Fireplace 	£ 5 985	£ 7 010
Forma 1000 Right Corner Fireplace 	£ 5 985	£ 7 010
Forma 1000 Three-Sided Fireplace 	£ 5 985	£ 7 010
Forma 1000 Tunnel Fireplace <i>(glass screens included)</i> 	£ 5 985	£ 7 010
Forma 1000 Room Divider Fireplace <i>(glass screens included)</i> 	£ 5 985	£ 7 010
Forma 1000 Island Fireplace <i>(glass screens included)</i> 	£ 5 985	£ 7 010
<i>Lead time: 10 working days</i>		



CHECK THE BURNER

TRAYS WITH LOGS	TRAYS WITH STONES	SHS MODULE	CUSTOM LENGTH
£ 310	£ 120	£ 665	ON REQUEST
<i>Lead time: 20 working days + 50% advance payment</i>			

FORMA 1200 FIREPLACE

WITH FLA4 990 /FLA4+ 990 BURNER

planika

- zero clearance
- remote control included
- mobile app control
- touch display
- SHS compatible
- automatic refill system
- 6 stage flame height
- BEV Technology®
- CO₂ sensor

approx. VIEWING AREA <i>(see technical sheet for specific dimensions)</i> W: 1219 mm / 48" H: 508 mm / 20" D: 406 mm / 16"	FLA4 990 BURNER <i>Burning time: max. 8 hrs</i> <i>Tank capacity: 5.5 L</i> <i>Heat output: max. 7.0 kW</i> <i>Room cubature: min. 70 m³</i>	FLA4+ 990 BURNER <i>Burning time: max. 26 hrs</i> <i>Tank capacity: 17.2 L</i> <i>Heat output: max. 7.0 kW</i> <i>Room cubature: min. 70 m³</i>
Forma 1200 Single-Sided Fireplace 	£ 7 070	£ 8 140
Forma 1200 Left Corner Fireplace 	£ 7 070	£ 8 140
Forma 1200 Right Corner Fireplace 	£ 7 070	£ 8 140
Forma 1200 Three-Sided Fireplace 	£ 7 070	£ 8 140
Forma 1200 Tunnel Fireplace <i>(glass screens included)</i> 	£ 7 070	£ 8 140
Forma 1200 Room Divider Fireplace <i>(glass screens included)</i> 	£ 7 070	£ 8 140
Forma 1200 Island Fireplace <i>(glass screens included)</i> 	£ 7 070	£ 8 140
<i>Lead time: 10 working days</i>		



CHECK THE BURNER








TRAYS WITH LOGS	TRAYS WITH STONES	SHS MODULE	CUSTOM LENGTH
£ 345	£ 160	£ 665	ON REQUEST
<i>Lead time: 20 working days + 50% advance payment</i>			

FORMA 1500 FIREPLACE

WITH FLA4 1190 /FLA4+ 1190 BURNER

planika

- zero clearance
- remote control included
- mobile app control
- touch display
- SHS compatible
- automatic refill system
- 6 stage flame height
- BEV Technology®
- CO₂ sensor

approx. VIEWING AREA <i>(see technical sheet for specific dimensions)</i> W: 1524 mm / 60" H: 508 mm / 20" D: 406 mm / 16"	FLA4 1190 BURNER <i>Burning time: max. 9 hrs</i> <i>Tank capacity: 6.8 L</i> <i>Heat output: max. 9.4 kW</i> <i>Room cubature: min. 94 m³</i>	FLA4+ 1190 BURNER <i>Burning time: max. 30 hrs</i> <i>Tank capacity: 21.0 L</i> <i>Heat output: max. 9.4 kW</i> <i>Room cubature: min. 94 m³</i>
Forma 1500 Single-Sided Fireplace 	£ 8 415	£ 9 830
Forma 1500 Left Corner Fireplace 	£ 8 415	£ 9 830
Forma 1500 Right Corner Fireplace 	£ 8 415	£ 9 830
Forma 1500 Three-Sided Fireplace 	£ 8 415	£ 9 830
Forma 1500 Tunnel Fireplace <i>(glass screens included)</i> 	£ 8 415	£ 9 830
Forma 1500 Room Divider Fireplace <i>(glass screens included)</i> 	£ 8 415	£ 9 830
Forma 1500 Island Fireplace <i>(glass screens included)</i> 	£ 8 415	£ 9 830
<i>Lead time: 10 working days</i>		



CHECK THE BURNER

TRAYS WITH LOGS	TRAYS WITH STONES	SHS MODULE	CUSTOM LENGTH
£ 520	£ 240	£ 665	ON REQUEST
<i>Lead time: 20 working days + 50% advance payment</i>			

FORMA 1800 FIREPLACE

WITH FLA4 1490 /FLA4+ 1490 BURNER

planika

- zero clearance
- remote control included
- mobile app control
- touch display
- SHS compatible
- automatic refill system
- 6 stage flame height
- BEV Technology®
- CO₂ sensor

approx. VIEWING AREA <i>(see technical sheet for specific dimensions)</i> W: 1829 mm / 72" H: 508 mm / 20" D: 406 mm / 16"	FLA4 1490 BURNER <i>Burning time: max. 9 hrs</i> <i>Tank capacity: 8.6 L</i> <i>Heat output: max. 13.0 kW</i> <i>Room cubature: min. 130 m³</i>	FLA4+ 1490 BURNER <i>Burning time: max. 30 hrs</i> <i>Tank capacity: 26.8 L</i> <i>Heat output: max. 13.0 kW</i> <i>Room cubature: min. 130 m³</i>
Forma 1800 Single-Sided Fireplace 	£ 10 360	£ 11 655
Forma 1800 Left Corner Fireplace 	£ 10 360	£ 11 655
Forma 1800 Right Corner Fireplace 	£ 10 360	£ 11 655
Forma 1800 Three-Sided Fireplace 	£ 10 360	£ 11 655
Forma 1800 Tunnel Fireplace <i>(glass screens included)</i> 	£ 10 360	£ 11 655
Forma 1800 Room Divider Fireplace <i>(glass screens included)</i> 	£ 10 360	£ 11 655
Forma 1800 Island Fireplace <i>(glass screens included)</i> 	£ 10 360	£ 11 655
<i>Lead time: 10 working days</i>		



CHECK THE BURNER






TRAYS WITH LOGS	TRAYS WITH STONES	SHS MODULE	CUSTOM LENGTH
£ 605	£ 275	£ 665	ON REQUEST
<i>Lead time: 20 working days + 50% advance payment</i>			

FORMA 2300 FIREPLACE

WITH FLA4 1990 /FLA4+ 1990 BURNER

planika

- zero clearance
- remote control included
- mobile app control
- touch display
- SHS compatible
- automatic refill system
- 6 stage flame height
- BEV Technology®
- CO₂ sensor

approx. VIEWING AREA <i>(see technical sheet for specific dimensions)</i> W: 2337 mm / 92" H: 508 mm / 20" D: 406 mm / 16"	FLA4 1990 BURNER Burning time: <i>max. 10 hrs</i> Tank capacity: <i>11.7 L</i> Heat output: <i>max. 18.0 kW</i> Room cubature: <i>min. 180 m³</i>	FLA4+ 1990 BURNER Burning time: <i>max. 31 hrs</i> Tank capacity: <i>36.3 L</i> Heat output: <i>max. 18.0 kW</i> Room cubature: <i>min. 180 m³</i>
Forma 2300 Single-Sided Fireplace 	£ 14 535	£ 15 755
Forma 2300 Left Corner Fireplace 	£ 14 535	£ 15 755
Forma 2300 Right Corner Fireplace 	£ 14 535	£ 15 755
Forma 2300 Three-Sided Fireplace 	£ 14 535	£ 15 755
Forma 2300 Tunnel Fireplace <i>(glass screens included)</i> 	£ 14 535	£ 15 755
Forma 2300 Room Divider Fireplace <i>(glass screens included)</i> 	£ 14 535	£ 15 755
Forma 2300 Island Fireplace <i>(glass screens included)</i> 	£ 14 535	£ 15 755
<p><i>Lead time for Single-Sided, Left Corner, Right Corner, Three-Sided is 10 working days</i> <i>Lead time for Tunnel, Room Divider and Island is 20 working days</i></p>		



CHECK THE BURNER

TRAYS WITH LOGS	TRAYS WITH STONES	SHS MODULE	CUSTOM LENGTH
£ 785	£ 395	£ 665	ON REQUEST
<i>Lead time: 20 working days + 50% advance payment</i>			

FORMA 2700 FIREPLACE

WITH FLA4 2490 /FLA4+ 2490 BURNER

planika

- zero clearance
- remote control included
- mobile app control
- touch display
- SHS compatible
- automatic refill system
- 6 stage flame height
- BEV Technology®
- CO₂ sensor

approx. VIEWING AREA <i>(see technical sheet for specific dimensions)</i> W: 2693 mm / 106" H: 508 mm / 20" D: 406 mm / 16"	FLA4 2490 BURNER Burning time: max. 10 hrs Tank capacity: 14.8 L Heat output: max. 22.5 kW Room cubature: min. 225 m ³	FLA4+ 2490 BURNER Burning time: max. 31 hrs Tank capacity: 45.9 L Heat output: max. 22.5 kW Room cubature: min. 225 m ³
Forma 2700 Single-Sided Fireplace 	£ 18 515	£ 19 795
Forma 2700 Left Corner Fireplace 	£ 18 515	£ 19 795
Forma 2700 Right Corner Fireplace 	£ 18 515	£ 19 795
Forma 2700 Three-Sided Fireplace 	£ 18 515	£ 19 795
Forma 2700 Tunnel Fireplace <i>(glass screens included)</i> 	£ 18 515	£ 19 795
Forma 2700 Room Divider Fireplace <i>(glass screens included)</i> 	£ 18 515	£ 19 795
Forma 2700 Island Fireplace <i>(glass screens included)</i> 	£ 18 515	£ 19 795
<p><i>Lead time for Single-Sided, Left Corner, Right Corner, Three-Sided is 10 working days</i> <i>Lead time for Tunnel, Room Divider and Island is 20 working days</i></p>		



CHECK THE BURNER


TRAYS WITH LOGS	TRAYS WITH STONES	SHS MODULE	CUSTOM LENGTH
£ 1 010	£ 515	£ 665	ON REQUEST
<i>Lead time: 20 working days + 50% advance payment</i>			

NEX MEDIA WALL

FOR FLA4/FLA4+

planika


- sliding TV (65" - 85")
- soundbar shelf
- no chimney
- Cosentino surface
- safety sensors
- remote control
- mobile app
- home automation

MODEL	DIMENSIONS	SUITABLE FOR	PRICE
<p>Sliding mechanism</p> 	<p>W: min 2345 mm / 92.3" H: min 2770 mm / 109.1" D: min 450 mm / 17.7"</p>	<ul style="list-style-type: none"> • FLA4 / FLA4+ 990 • FLA4 / FLA4+ 1190 • FLA4 / FLA4+ 1490 	<p>£ 8 800</p>
			<p>Lead time: 30 working days</p>


FINISH/DEKTON CLADDING



THE CLADDING SLABS ARE PREPARED ACCORDING TO THE DIMENSIONS SPECIFIED IN THE PROJECT DRAWING.



Daze




Laurent




Kreta




Nacre



Reverie



Umber



Marmorio



...and 60 more

from **£ 395**
(per square meter)

Daze finish is available until stock lasts.



CHECK THE BURNER




CHECK FINISHES

FLOGS

AUTOMATIC ETHANOL BURNER WITH BEV TECHNOLOGY®

planika

- BEV Technology®
- remote control included
- mobile app control
- touch display
- SHS compatible
- automatic refill system
- 6 stage flame height
- burning logs included
- CO₂ sensor

MODEL	DIMENSIONS	EFFICIENCY	PRICE
<p>Flogs 990</p> 	<p>W: 990 mm / 39.0" H: 219 mm / 8.6" D: 280 mm / 11.0"</p>	<p>Burn time: max. 8 hrs Capacity: 5.5 L Heat: max. 7.0 kW Room size: min. 70 m³</p>	<p>£ 5 980</p>
<p>To be installed with back wall</p>			<p>Lead time: 10 working days</p>

SHS MODULE
<p>£ 665</p>







CHECK THE BURNER

FORMA 1200 FIREPLACE

WITH FLA4 990 LOGS

planika

- zero clearance
- burner with ceramic logs
- remote control included
- mobile app control
- LCD display
- SHS compatible
- automatic refill system
- 6 stage flame height
- BEV Technology®
- CO₂ sensor
- always with glass screens

MODEL	DIMENSIONS & EFFICIENCY	PRICE
<p>Forma 1200 Single-Sided Fireplace</p> 	<p>Burning time: max. 8 hrs Tank capacity: 5.5 L Heat output: max. 7.0 kW Room cubature: min. 70 m³</p> <p>approx. VIEWING AREA (see technical sheet for specific dimensions) W: 1219 mm / 48" H: 508 mm / 20" D: 406 mm / 16"</p>	<p>£ 7 280</p>
<p>Forma 1200 Left Corner Fireplace</p> 		
<p>Forma 1200 Right Corner Fireplace</p> 		
<p>Forma 1200 Three-Sided Fireplace</p> 		
		<p>Lead time: 10 working days</p>

SHS MODULE

£ 665







CHECK THE BURNER

FORMA 1200 FIREPLACE

WITH FLA4 990 LOGS AND FLUE CONNECTION

planika

- zero clearance
- burner with ceramic logs
- flue connection
- remote control included
- mobile app control
- LCD display
- SHS compatible
- automatic refill system
- 6 stage flame height
- BEV Technology®
- CO₂ sensor
- always with glass screens

MODEL	DIMENSIONS & EFFICIENCY	PRICE
<p>Forma 1200 Single-Sided Fireplace</p> 	<p>Burning time: max. 8 hrs Tank capacity: 5.5 L Heat output: max. 7.0 kW Room cubature: min. 70 m³</p> <p>approx. VIEWING AREA (see technical sheet for specific dimensions) W: 1219 mm / 48" H: 508 mm / 20" D: 406 mm / 16"</p>	<p>£ 7 630</p>
<p>Forma 1200 Left Corner Fireplace</p> 		
<p>Forma 1200 Right Corner Fireplace</p> 		
<p>Forma 1200 Three-Sided Fireplace</p> 		
		<p>Lead time: 10 working days</p>

SHS MODULE
£ 665







CHECK THE BURNER

PRIME FIRE 2.0 BURNER





AUTOMATIC ETHANOL BURNER WITH BEV TECHNOLOGY®

planika

- remote control included
- automatic refill system
- 3 stage flame height
- BEV Technology®
- mobile app control
- CO₂ sensor
- SHS compatible

MODEL	DIMENSIONS	EFFICIENCY	PRICE
Prime Fire 2.0 590 Burner 	W: 590 mm / 23.2" H: 220 mm / 8.7" D: 280 mm / 11.0"	Burn time: max. 5 hrs Capacity: 3.1 L Heat: max. 3.1 kW Room size: min. 31 m ³	£ 2 335
Prime Fire 2.0 790 Burner 	W: 790 mm / 31.1" H: 220 mm / 8.7" D: 280 mm / 11.0"	Burn time: max. 8 hrs Capacity: 4.3 L Heat: max. 4.4 kW Room size: min. 44 m ³	£ 2 615
Prime Fire 2.0 990 Burner 	W: 990 mm / 39.0" H: 220 mm / 8.7" D: 280 mm / 11.0"	Burn time: max. 8 hrs Capacity: 5.5 L Heat: max. 7.0 kW Room size: min. 70 m ³	£ 3 855
Prime Fire 2.0 1190 Burner 	W: 1190 mm / 46.9" H: 220 mm / 8.7" D: 280 mm / 11.0"	Burn time: max. 9 hrs Capacity: 6.8 L Heat: max. 9.4 kW Room size: min. 94 m ³	£ 4 950
			Lead time: 10 working days

PRIME FIRE 2.0 BURNER WITH ADAPTIVE FRAME WITH GLASS PANELS FOR TUNNEL, ROOM DIVIDER AND ISLAND ARRANGEMENTS

MODEL	DIMENSIONS	EFFICIENCY	PRICE
Prime Fire 2.0 590 Burner 	W: 946 mm / 37.2" D: 446 mm / 17.6" H: 220 mm / 8.7" H _{GLASS} : 200 mm / 7.9"	Burn time: max. 5 hrs Capacity: 3.1 L Heat: max. 3.1 kW Room size: min. 31 m ³	£ 3 165
Prime Fire 2.0 790 Burner 	W: 946 mm / 37.2" D: 446 mm / 17.6" H: 220 mm / 8.7" H _{GLASS} : 200 mm / 7.9"	Burn time: max. 8 hrs Capacity: 4.3 L Heat: max. 4.4 kW Room size: min. 44 m ³	£ 3 500
Prime Fire 2.0 990 Burner 	W: 1146 mm / 45.1" D: 446 mm / 17.6" H: 220 mm / 8.7" H _{GLASS} : 200 mm / 7.9"	Burn time: max. 8 hrs Capacity: 5.5 L Heat: max. 7.0 kW Room size: min. 70 m ³	£ 4 790
Prime Fire 2.0 1190 Burner 	W: 1346 mm / 60" D: 446 mm / 17.6" H: 220 mm / 8.7" H _{GLASS} : 200 mm / 7.9"	Burn time: max. 9 hrs Capacity: 6.8 L Heat: max. 9.4 kW Room size: min. 94 m ³	£ 5 945
			Lead time: 10 working days



CHECK THE BURNER

OPTIONAL FEATURES PRIME FIRE 2.0 BURNERS

OPTIONAL GLASS SCREENS

The glass screens must be installed alongside the burner in self-constructed tunnel, room divider and island housing.

GLASS SCREEN	DIMENSIONS	PRICE
for Prime Fire 2.0 590 Burner 	2x glass screens, 4x holders W: 500 mm / 19.7" w H: 200 mm / 7.9" T: 6 mm / 0.2"	£ 325
for Prime Fire 2.0 790 Burner 	2x glass screens, 4x holders W: 700 mm / 27.6" H: 200 mm / 7.9" T: 6 mm / 0.2"	£ 350
for Prime Fire 2.0 990 Burner 	2x glass screens, 4x holders W: 900 mm / 35.4" H: 200 mm / 7.9" T: 6 mm / 0.2"	£ 375
for Prime Fire 2.0 1190 Burner 	2x glass screens, 4x holders W: 1150 mm / 45.3" H: 200 mm / 7.9" T: 6 mm / 0.2"	£ 430

TRAYS WITH STONES OR LOGS

	FIREPLACE LENGTH	590	790	990	1190
Trays with logs <small>(2 rows - front and behind of the fire line)</small> 		£ 310	£ 310	£ 345	£ 520
Trays with stones <small>(1 row - back of the fire line)</small> 		£ 120	£ 120	£ 160	£ 240








SHS MODULE
£ 665

FORMA 800 FIREPLACE

WITH PRIME FIRE 2.0 590 BURNER

planika

- remote control included
- automatic refill system
- 3 stage flame height
- BEV Technology®
- mobile app control
- CO₂ sensor
- zero clearance (Forma Fireplace)
- SHS compatible

<p>approx. VIEWING AREA (see technical sheet for specific dimensions) W: 816 mm / 32" H: 508 mm / 20" D: 406 mm / 16"</p>	<p>Prime Fire 2.0 590 BURNER Burn time: max. 5 hrs Capacity: 3.1 L Heat: max. 3.1 kW Room size: min. 31 m³</p>
<p>Forma 800 Single-Sided Fireplace</p> 	<p>£ 3 450</p>
<p>Forma 800 Left Corner Fireplace</p> 	<p>£ 3 450</p>
<p>Forma 800 Right Corner Fireplace</p> 	<p>£ 3 450</p>
<p>Forma 800 Three-Sided Fireplace</p> 	<p>£ 3 450</p>
<p>Forma 800 Tunnel Fireplace (glass screens included)</p> 	<p>£ 3 450</p>
<p>Forma 800 Room Divider Fireplace (glass screens included)</p> 	<p>£ 3 450</p>
<p>Forma 800 Island Fireplace (glass screens included)</p> 	<p>£ 3 450</p>
<p>Lead time: 10 working days</p>	



CHECK THE BURNER








TRAYS WITH LOGS	TRAYS WITH STONES	SHS MODULE
<p>£ 310</p>	<p>£ 120</p>	<p>£ 665</p>

FORMA 1000 FIREPLACE

WITH PRIME FIRE 2.0 790 BURNER

planika

- remote control included
- automatic refill system
- 3 stage flame height
- BEV Technology®
- mobile app control
- CO₂ sensor
- zero clearance (Forma Fireplace)
- SHS compatible

<p>approx. VIEWING AREA (see technical sheet for specific dimensions) W: 1016 mm / 40" H: 508 mm / 20" D: 406 mm / 16"</p>	<p>Prime Fire 2.0 790 BURNER Burning time: max. 8 hrs Tank capacity: 4.3 L Heat output: max. 4.4 kW Room cubature: min. 44 m³</p>
<p>Forma 1000 Single-Sided Fireplace</p> 	<p>£ 3 880</p>
<p>Forma 1000 Left Corner Fireplace</p> 	<p>£ 3 880</p>
<p>Forma 1000 Right Corner Fireplace</p> 	<p>£ 3 880</p>
<p>Forma 1000 Three-Sided Fireplace</p> 	<p>£ 3 880</p>
<p>Forma 1000 Tunnel Fireplace (glass screens included)</p> 	<p>£ 3 880</p>
<p>Forma 1000 Room Divider Fireplace (glass screens included)</p> 	<p>£ 3 880</p>
<p>Forma 1000 Island Fireplace (glass screens included)</p> 	<p>£ 3 880</p>
<p>Lead time: 10 working days</p>	



CHECK THE BURNER








TRAYS WITH LOGS	TRAYS WITH STONES	SHS MODULE
<p>£ 310</p>	<p>£ 120</p>	<p>£ 665</p>

FORMA 1200 FIREPLACE

WITH PRIME FIRE 2.0 990 BURNER

planika

- remote control included
- automatic refill system
- 3 stage flame height
- BEV Technology®
- mobile app control
- CO₂ sensor
- zero clearance (Forma Fireplace)
- SHS compatible

<p>approx. VIEWING AREA</p> <p><i>(see technical sheet for specific dimensions)</i></p> <p>W: 1219 mm / 48"</p> <p>H: 508 mm / 20"</p> <p>D: 406 mm / 16"</p>	<p>Prime Fire 2.0 990 BURNER</p> <p>Burning time: max. 8 hrs</p> <p>Tank capacity: 5.5 L</p> <p>Heat output: max. 7.0 kW</p> <p>Room cubature: min. 70 m³</p>
<p>Forma 1200 Single-Sided Fireplace</p> 	<p>£ 5 180</p>
<p>Forma 1200 Left Corner Fireplace</p> 	<p>£ 5 180</p>
<p>Forma 1200 Right Corner Fireplace</p> 	<p>£ 5 180</p>
<p>Forma 1200 Three-Sided Fireplace</p> 	<p>£ 5 180</p>
<p>Forma 1200 Tunnel Fireplace <i>(glass screens included)</i></p> 	<p>£ 5 180</p>
<p>Forma 1200 Room Divider Fireplace <i>(glass screens included)</i></p> 	<p>£ 5 180</p>
<p>Forma 1200 Island Fireplace <i>(glass screens included)</i></p> 	<p>£ 5 180</p>
<p><i>Lead time: 10 working days</i></p>	



CHECK THE BURNER








TRAYS WITH LOGS	TRAYS WITH STONES	SHS MODULE
<p>£ 345</p>	<p>£ 160</p>	<p>£ 665</p>

FORMA 1500 FIREPLACE

WITH PRIME FIRE 2.0 1190 BURNER

planika

- remote control included
- automatic refill system
- 3 stage flame height
- BEV Technology®
- mobile app control
- CO₂ sensor
- zero clearance (Forma Fireplace)
- SHS compatible

<p>approx. VIEWING AREA</p> <p><i>(see technical sheet for specific dimensions)</i></p> <p>W: 1524 mm / 60"</p> <p>H: 508 mm / 20"</p> <p>D: 406 mm / 16"</p>	<p>Prime Fire 2.0 1190 BURNER</p> <p>Burning time: max. 9 hrs</p> <p>Tank capacity: 6.8 L</p> <p>Heat output: max. 9.4 kW</p> <p>Room cubature: min. 94 m³</p>
<p>Forma 1500 Single-Sided Fireplace</p> 	<p>£ 6 545</p>
<p>Forma 1500 Left Corner Fireplace</p> 	<p>£ 6 545</p>
<p>Forma 1500 Right Corner Fireplace</p> 	<p>£ 6 545</p>
<p>Forma 1500 Three-Sided Fireplace</p> 	<p>£ 6 545</p>
<p>Forma 1500 Tunnel Fireplace <i>(glass screens included)</i></p> 	<p>£ 6 545</p>
<p>Forma 1500 Room Divider Fireplace <i>(glass screens included)</i></p> 	<p>£ 6 545</p>
<p>Forma 1500 Island Fireplace <i>(glass screens included)</i></p> 	<p>£ 6 545</p>
<p>Lead time: 10 working days</p>	



TRAYS WITH LOGS	TRAYS WITH STONES	SHS MODULE
<p>£ 520</p>	<p>£ 240</p>	<p>£ 665</p>

CENTRAL FIREPLACES WITH COMET BURNER

ETHANOL FIREPLACE WITH BEV TECHNOLOGY®

planika

- remote control included
- touch display
- automatic refill system
- BEV Technology®
- mobile app control
- SHS compatible
- 6 stage flame height
- CO₂ sensor

MODEL	DIMENSIONS	EFFICIENCY	PRICE
Comet Burner 	Ø: 650 mm / 25.6" H ₁ : 305 mm / 12" H ₂ : 274 mm / 10.8"	Burn time: max. 11 hrs Capacity: 9 L Heat: max. 10.9 kW Room size: min. 109 m ³	£ 4 350
Nest 	Ø: 783 mm / 30.8" H ₁ : 423 mm / 16.7" H ₂ : 259 mm / 10.2"	Burn time: max. 11 hrs Capacity: 9 L Heat: max. 10.9 kW Room size: min. 109 m ³	£ 5 185
<i>Lead time: 15 working days</i>			
Pillar 	Ø: 783 mm / 30.8" H ₁ : 423 mm / 16.7" H ₂ : on demand	Burn time: max. 11 hrs Capacity: 9 L Heat: max. 10.9 kW Room size: min. 109 m ³	£ 7 705
Pillar Silk Grey 	Ø: 783 mm / 30.8" H ₁ : 423 mm / 16.7" H ₂ : on demand	Burn time: max. 11 hrs Capacity: 9 L Heat: max. 10.9 kW Room size: min. 109 m ³	£ 8 320
Pillar Metallic Gold 	Ø: 783 mm / 30.8" H ₁ : 423 mm / 16.7" H ₂ : on demand	Burn time: max. 11 hrs Capacity: 9 L Heat: max. 10.9 kW Room size: min. 109 m ³	£ 8 585
<i>Lead time: 30 working days</i>			

OPTIONAL ACCESSORIES




SHS MODULE <i>Comet, Pillar, Nest</i>	CUSTOM TOP FINISH <i>Comet, Pillar, Nest</i>	CUSTOM TOP SIZE OR SHAPE <i>Comet</i>	CUSTOM HOUSING RAL FINISH <i>Pillar</i>
£ 665	£ 1 090	PRICE ON REQUEST	£ 2 200
<i>Lead time: 30 working days + 50% advance payment</i>			

NEO BURNER

AUTOMATIC ETHANOL FIRES WITH BEV TECHNOLOGY®

planika

- remote control included
- automatic refill system
- 2 stage flame height
- BEV Technology®
- CO₂ sensor
- logs set included

MODEL	DIMENSIONS	EFFICIENCY	PRICE
<p>Neo 500 Burner</p> 	<p>W: 500 mm / 19.7" H: 135 mm / 5.3" D: 260 mm / 10.2"</p>	<p>Burn time: max. 4 hrs Capacity: 1.3 L Heat: max. 3.4 kW Room size: min. 34 m³</p>	<p>£ 1 635</p>
<p>Neo 750 Burner</p> 	<p>W: 750 mm / 29.5" H: 135 mm / 5.3" D: 260 mm / 10.2"</p>	<p>Burn time: max. 6 hrs Capacity: 2.1 L Heat: max. 4.1 kW Room size: min. 41 m³</p>	<p>£ 2 020</p>
<p>Neo 1000 Burner</p> 	<p>W: 1000 mm / 39.4" H: 135 mm / 5.3" D: 260 mm / 10.2"</p>	<p>Burn time: max. 4 hrs Capacity: 2.9 L Heat: max. 5.9 kW Room size: min. 59 m³</p>	<p>£ 2 755</p>
			<p>Lead time: 10 working days</p>

NEO FIREPLACE

AUTOMATIC ETHANOL FIRES WITH BEV TECHNOLOGY®

planika

- zero clearance
- remote control included
- automatic refill system
- 2 stage flame height
- BEV Technology®
- CO₂ sensor
- logs set included

MODEL	DIMENSIONS	EFFICIENCY	PRICE
<p>Neo 500 Single-Sided Fireplace</p> 	<p>VIEWING AREA W: 740 mm / 29.1" H: 350 mm / 13.8" D: 310 mm / 12.2"</p>	<p>Burn time: max. 4 hrs Capacity: 1.3 L Heat: max. 3.4 kW Room size: min. 34 m³</p>	<p>£ 2 055</p>
<p>Neo 500 Right Corner Fireplace</p> 	<p>VIEWING AREA W: 740 mm / 29.1" H: 350 mm / 13.8" D: 310 mm / 12.2"</p>	<p>Burn time: max. 4 hrs Capacity: 1.3 L Heat: max. 3.4 kW Room size: min. 34 m³</p>	<p>£ 2 055</p>
<p>Neo 500 Left Corner Fireplace</p> 	<p>VIEWING AREA W: 740 mm / 29.1" H: 350 mm / 13.8" D: 310 mm / 12.2"</p>	<p>Burn time: max. 4 hrs Capacity: 1.3 L Heat: max. 3.4 kW Room size: min. 34 m³</p>	<p>£ 2 055</p>
<p>Neo 500 Three-Sided Fireplace</p> 	<p>VIEWING AREA W: 740 mm / 29.1" H: 350 mm / 13.8" D: 310 mm / 12.2"</p>	<p>Burn time: max. 4 hrs Capacity: 1.3 L Heat: max. 3.4 kW Room size: min. 34 m³</p>	<p>£ 2 055</p>
			<p>Lead time: 10 working days</p>

NEO FIREPLACE

AUTOMATIC ETHANOL FIRES WITH BEV TECHNOLOGY®

planika

- zero clearance
- remote control included
- automatic refill system
- 2 stage flame height
- BEV Technology®
- CO₂ sensor
- logs set included

MODEL	DIMENSIONS	EFFICIENCY	PRICE
<p>Neo 750 Single-Sided Fireplace</p> 	<p>VIEWING AREA W: 990 mm / 39.0" H: 350 mm / 13.8" D: 310 mm / 12.2"</p>	<p>Burn time: max. 6 hrs Capacity: 2.1 L Heat: max. 4.1 kW Room size: min. 41 m³</p>	<p>£ 2 540</p>
<p>Neo 750 Right Corner Fireplace</p> 	<p>VIEWING AREA W: 990 mm / 39.0" H: 350 mm / 13.8" D: 310 mm / 12.2"</p>	<p>Burn time: max. 6 hrs Capacity: 2.1 L Heat: max. 4.1 kW Room size: min. 41 m³</p>	<p>£ 2 540</p>
<p>Neo 750 Left Corner Fireplace</p> 	<p>VIEWING AREA W: 990 mm / 39.0" H: 350 mm / 13.8" D: 310 mm / 12.2"</p>	<p>Burn time: max. 6 hrs Capacity: 2.1 L Heat: max. 4.1 kW Room size: min. 41 m³</p>	<p>£ 2 540</p>
<p>Neo 750 Three-Sided Fireplace</p> 	<p>VIEWING AREA W: 990 mm / 39.0" H: 350 mm / 13.8" D: 310 mm / 12.2"</p>	<p>Burn time: max. 6 hrs Capacity: 2.1 L Heat: max. 4.1 kW Room size: min. 41 m³</p>	<p>£ 2 540</p>
			<p>Lead time: 10 working days</p>

NEO FIREPLACE

AUTOMATIC ETHANOL FIRES WITH BEV TECHNOLOGY®

planika

- zero clearance
- remote control included
- automatic refill system
- 2 stage flame height
- BEV Technology®
- CO₂ sensor
- logs set included

MODEL	DIMENSIONS	EFFICIENCY	PRICE
<p>Neo 1000 Single-Sided Fireplace</p> 	<p>VIEWING AREA W: 1169 mm / 46.0" H: 400 mm / 15.7" D: 310 mm / 12.2"</p>	<p>Burn time: max. 4 hrs Capacity: 2.9 L Heat: max. 5.9 kW Room size: min. 59 m³</p>	<p>£ 3 370</p>
<p>Neo 1000 Right Corner Fireplace</p> 	<p>VIEWING AREA W: 1169 mm / 46.0" H: 400 mm / 15.7" D: 310 mm / 12.2"</p>	<p>Burn time: max. 4 hrs Capacity: 2.9 L Heat: max. 5.9 kW Room size: min. 59 m³</p>	<p>£ 3 370</p>
<p>Neo 1000 Left Corner Fireplace</p> 	<p>VIEWING AREA W: 1169 mm / 46.0" H: 400 mm / 15.7" D: 310 mm / 12.2"</p>	<p>Burn time: max. 4 hrs Capacity: 2.9 L Heat: max. 5.9 kW Room size: min. 59 m³</p>	<p>£ 3 370</p>
<p>Neo 1000 Three-Sided Fireplace</p> 	<p>VIEWING AREA W: 1169 mm / 46.0" H: 400 mm / 15.7" D: 310 mm / 12.2"</p>	<p>Burn time: max. 4 hrs Capacity: 2.9 L Heat: max. 5.9 kW Room size: min. 59 m³</p>	<p>£ 3 370</p>


Lead time: 10 working days

FREESTANDING FIREPLACES

WITH NEO BURNER

planika

- remote control included
- automatic refill system
- 2 stage flame height
- BEV Technology®
- CO₂ sensor
- logs set included

MODEL	DIMENSIONS	EFFICIENCY	PRICE
<p>Cottage</p> 	<p>W: 600 mm / 23.6" H: 612 mm / 24.1" D: 320 mm / 12.6"</p>	<p>Burn time: max. 4 hrs Capacity: 1.3 L Heat: max. 4.1 kW Room size: min. 41 m³</p>	<p>£ 2 040</p>
			<p>Lead time: 10 working days</p>

OPTIONAL ACCESSORIES

COTTAGE LOGBOX <small>(logs are not included)</small>


<p>£ 440</p>

- enclosed in tempered glass
- remote control included
- mobile app control
- SHS compatible
- automatic refill system
- 6 stage flame height
- BEV Technology®
- LCD display
- CO₂ sensor
- burning logs included

MODEL	DIMENSIONS	EFFICIENCY	PRICE
Vitro Room Divider 	W: 970 mm / 38.2" H: 2010 mm / 79.1" D: 555 mm / 21.8"	Burn time: max. 17.5 hrs Capacity: 10.5 L Heat: max. 9.5 kW	£ 8 820
Vitro Left Corner 	W: 970 mm / 38.2" H: 2010 mm / 79.1" D: 556 mm / 21.9"	Burn time: max. 17.5 hrs Capacity: 10.5 L Heat: max. 9.5 kW	£ 8 820
Vitro Right Corner 	W: 970 mm / 38.2" H: 2010 mm / 79.1" D: 556 mm / 21.9"	Burn time: max. 17.5 hrs Capacity: 10.5 L Heat: max. 9.5 kW	£ 8 820
Sono Three-Sided 	W: 872 mm / 34.3" H: 1470 mm / 57.9" D: 653 mm / 25.7"	Burn time: max. 17.5 hrs Capacity: 10.5 L Heat: max. 9.5 kW	£ 8 460
Sono Left Corner 	W: 873 mm / 34.4" H: 1470 mm / 57.9" D: 653 mm / 25.7"	Burn time: max. 17.5 hrs Capacity: 10.5 L Heat: max. 9.5 kW	£ 8 460
Sono Right Corner 	W: 873 mm / 34.4" H: 1470 mm / 57.9" D: 653 mm / 25.7"	Burn time: max. 17.5 hrs Capacity: 10.5 L Heat: max. 9.5 kW	£ 8 460

Lead time: 10 working days

OPTIONAL ACCESSORIES

OPTIWHITE GLASS	VITRO ROOM DIVIDER	VITRO LEFT/RIGHT CORNER	SONO THREE-SIDED	SONO LEFT/RIGHT CORNER
	£ 485	£ 395	£ 395	£ 310



CHECK THE BURNER

PANORAMA FIREPLACE

WITH AUTOMATIC ETHANOL BURNER

planika

- zero clearance
- enclosed in tempered glass
- remote control included
- mobile app control
- SHS compatible
- automatic refill system
- 6 stage flame height
- BEV Technology®
- LCD display
- CO₂ sensor

Burning time: **max. 10 hrs**

Tank capacity: **5.5 L**

Heat output: **max. 7.0 kW**

Room cubature: **min. 70 m³**

Viewing area

(see technical sheet for specific dimensions)

W: 1219 mm / 48"

H: 508 mm / 20"

D: 406 mm / 16"

Panorama **Single-Sided** Fireplace



£ 8 225

Panorama **Tunnel** Fireplace



£ 8 535

Panorama **Left Corner** Fireplace



£ 8 270

Panorama **Room Divider** Fireplace



£ 8 590

Panorama **Right Corner** Fireplace



£ 8 270

Panorama **Island** Fireplace



£ 8 635

Panorama **Three-Sided** Fireplace



£ 8 330

Lead time: 10 working days

OPTIONAL ACCESSORIES

CERAMIC LOGS OR WHITE STONES AND GLOWING FIBRES

£ 340

SHS MODULE

£ 665



Single-Sided



Left Corner



Right Corner



Three-Sided



Tunnel



Room Divider



Island

FREESTANDING FIREPLACES

WITH BEV TECHNOLOGY®

planika

- plug & play fireplaces
- remote control included
- 2 stage flame height
- BEV Technology®
- automatic refill system
- CO₂ sensor
- Logs set included (Basket Fire Logs)

MODEL	DIMENSIONS	EFFICIENCY	PRICE
Basket Fire Logs 	W: 550 mm / 21.7" H: 163 mm / 6.4" D: 265 mm / 10.4"	Burn time: max. 6.5 hrs Capacity: 1.8 L Heat: max. 2.8 kW Room size: min. 28 m ³	£ 2 445
Scandi 	W: 400 mm / 15.7" H: 1000 mm / 39.4" D: 320 mm / 12.6"	Burn time: max. 33 hrs Capacity: 5.0 L Heat: max. 3.5 kW Room size: min. 35 m ³	£ 2 540
Polaris 	W: 400 mm / 15.7" H: 1262 mm / 49.7" D: 321 mm / 12.6"	Burn time: max. 20 hrs Capacity: 5.0 L Heat: max. 3.5 kW Room size: min. 35 m ³	£ 2 150
Rock Core 	W: 500 mm / 19.7" H: 1357 mm / 53.4" D: 400 mm / 15.7"	Burn time: max. 20 hrs Capacity: 5.0 L Heat: max. 3.5 kW Room size: min. 35 m ³	£ 2 345
Rock Daze / Nacre / Laurent / Kreta 	W: 500 mm / 19.7" H: 1604 mm / 63.1" D: 400 mm / 15.7"	Burn time: max. 20 hrs Capacity: 5.0 L Heat: max. 3.5 kW Room size: min. 35 m ³	£ 3 380

Daze finish is available until stock lasts.

Lead time: 10 working days

OPTIONAL ACCESSORIES

DECORATIVE GRATE Basket Fire Logs	CERAMIC LOGS SET AND GLOWING FIBRES	
	Scandi and Polaris	Rock
		
£ 90	£ 100	£ 130

INDOOR / OUTDOOR FIRE TABLES

WITH THE AUTOMATIC BEV TECHNOLOGY®

planika

- BEV Technology®
- plug & play
- remote control included
- mobile app control
- automatic refill system
- 6 stage flame height

MODEL	DIMENSIONS	EFFICIENCY	PRICE
<p>Comet Table Laurent / Kreta / Nacre / Daze</p>  <p>DEKTON®</p>	<p>Ø: 1150 mm / 45.3" H: 437 mm / 17.2"</p>	<p>Burn time: max. 22.0 hrs Capacity: 16.7 L Heat: max. 10.6 kW Room size: min. 106 m³</p>	<p>£ 6 095</p>
<p>Cabo Table Nacre / Laurent / Kreta / Daze</p>  <p>DEKTON®</p>	<p>W: 1400 mm / 55.1" H: 504 mm / 19.8" D: 760 mm / 29.9"</p>	<p>Burn time: max. 15.0 hrs Capacity: 10.5 L Heat: max. 9.4 kW Room size: min. 94 m³</p>	<p>£ 5 985</p>
<p>Daze finish is available until stock lasts.</p>			<p>Lead time: 10 working days</p>

OPTIONAL ACCESSORIES

<p>CABO TABLE COVER</p> 	<p>£ 220</p>
---	--------------

OUTDOOR ETHANOL FIREPLACES

WITH THE AUTOMATIC BEV TECHNOLOGY®

planika

- plug & play
- remote control included
- mobile app control
- automatic refill system
- 6 stage flame height
- BEV Technology®

MODEL	DIMENSIONS	EFFICIENCY	PRICE
Comet Outdoor 	Ø: 700 mm / 27.6" H: 375 mm / 14.8"	Burn time: max. 22.0 hrs Capacity: 16.7 L Heat: max. 10.6 kW Room size: min. 106 m³	£ 3 960
Cabo Burner 	W: 1190 mm / 46.8" H: 449 mm / 17.7" D: 280 mm / 11.0"	Burn time: max. 15.0 hrs Capacity: 10.5 L Heat: max. 9.4 kW Room size: min. 94 m³	£ 3 960
Cabo Nacre / Laurent / Kreta / Daze 	W: 1190 mm / 46.8" H: 480 mm / 18.9" D: 280 mm / 11.0"	Burn time: max. 15.0 hrs Capacity: 10.5 L Heat: max. 9.4 kW Room size: min. 94 m³	£ 5 015
Porto Core 	W: 400 mm / 15.7" H: 1147 mm / 45.0" D: 400 mm / 15.7"	Burn time: max. 14.0 hrs Capacity: 5.0 L Heat: max. 3.7 kW Room size: min. 37 m³	£ 1 670
Porto Nacre / Laurent / Kreta / Daze 	W: 400 mm / 15.7" H: 1147 mm / 45.0" D: 400 mm / 15.7"	Burn time: max. 14.0 hrs Capacity: 5.0 L Heat: max. 3.7 kW Room size: min. 37 m³	£ 2 550

Daze finish is available until stock lasts.

Lead time: 10 working days

OPTIONAL ACCESSORIES

CABO COVER 	PORTO COVER 
£ 130	£ 105


OUTDOOR ETHANOL FIREPLACES

WITH COMMERCE TECHNOLOGY®

planika

MODEL	DIMENSIONS	EFFICIENCY	PRICE
<p>Jar</p> 	<p>Ø: 410 mm / 16.1" H: 795 mm / 31.3"</p>	<p>Burn time: max. 7 hrs Capacity: 3.0 L Heat: max. 2.5 kW Room size: min. 25 m³</p>	<p>£ 1 540</p>
<p>Totem</p> 	<p>Ø: 395 mm / 15.6" H: 1070 mm / 42.1"</p>	<p>Burn time: max. 7 hrs Capacity: 3.0 L Heat: max. 2.5 kW Room size: min. 25 m³</p>	<p>£ 1 200</p>
<p>Rondo</p> 	<p>Ø: 412 mm / 16.2" H: 412 mm / 16.2"</p>	<p>Burn time: max. 7 hrs Capacity: 3.0 L Heat: max. 2.5 kW Room size: min. 25 m³</p>	<p>£ 445</p>
<p>Simple</p> 	<p>Ø: 308 mm / 12.1" H: 418 mm / 16.5"</p>	<p>Burn time: max. 4 hrs Capacity: 1.5 L Heat: max. 2.5 kW Room size: min. 25 m³</p>	<p>£ 420</p>
			<p><i>Lead time: 5-10 working days</i></p>

OPTIONAL ACCESSORIES

<p>COVER <i>for Jar and Totem</i></p> 	<p>£ 105</p>
---	---------------------

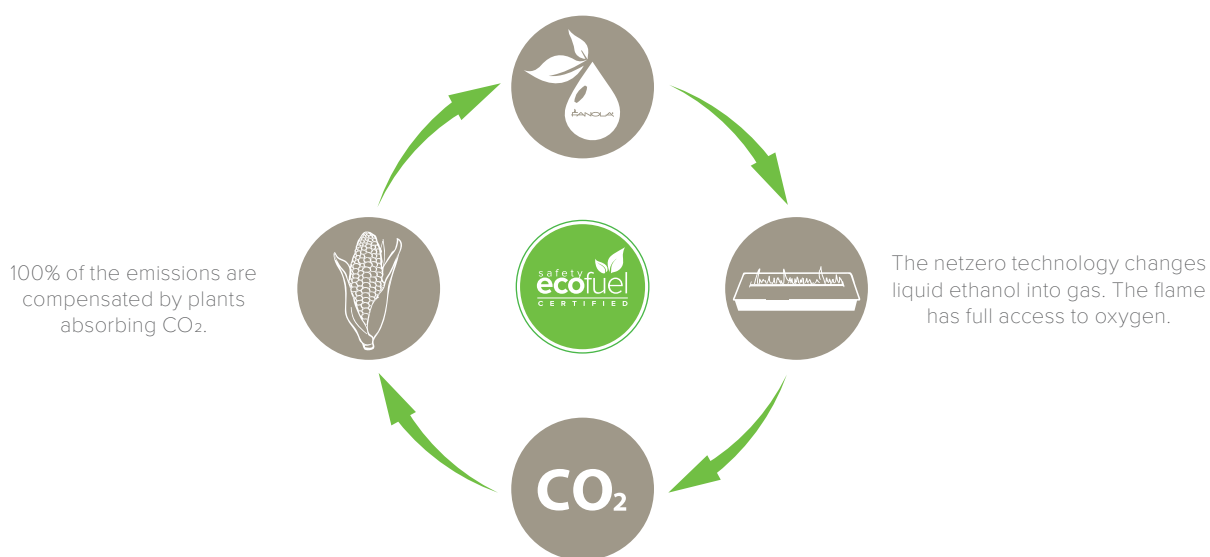
PRODUCT	QUANTITY	PRICE
<p>Fanola® in bottle</p> 	12 x 1L	£ 23* (12 bottles)
<p>Fanola® in canister</p> 	4 x 5L	£ 38* (4 canisters)

*Fanola fuel is not subject to discounts

biofuel for fireplace

renewable energy source

Ethanol is an organic distillate made from plants.
It is known to produce lower CO₂ emissions.



The clean burning of ethanol vapour emits significantly less CO₂ than regular fireplaces.
No ash, soot or smoke are produced.

Product specifications and prices are subject to change.
The current price sheets are available at <http://download.planikafires.com>

The fuel consumption figures provided are based on laboratory testing at the lowest flame level.
The actual consumption of individual devices may vary.

Technology tested by TÜV laboratory,
DIN standard 4734-1:2011-01
European Technology Patent: EP2 549 182

Planika Production Plant Poland
Bydgoskich Przemysłowców 10
85-862 Bydgoszcz
Tel. +48 52 364 11 60

planika@planika.com
www.planika.com
www.fanola.com

planika

